



**DELAWARE
VALLEY
SCHOOL
DISTRICT
ANNUAL
REPORT
2012-2013**



Delaware Valley School District 2012-2013 Annual Report

Table of Contents

Introduction	1
District at a Glance	2
District Academic Highlights	3
Individual Schools Report	7
Delaware Valley High School	7
Delaware Valley Middle School	12
Dingman-Delaware Middle School	15
Dingman-Delaware Primary School	19
Dingman-Delaware Elementary School	23
Delaware Valley Elementary School	26
Shohola Elementary School	29
Academic Departments	32
Art	32
Business	35
Career and Technical Education	39
English	41
Family and Consumer Sciences	53
Guidance	54
Health and Physical Education K-12	57
Library	63
Mathematics	66
Music	71
Reading	73
Science	81
Social Studies	85
Technology Education	88
World Languages	89
Academic Support	91
Special Education	91
Comprehensive Plan	95
Alternative Education	96
Summer School	97
Athletics	98
Support Departments	108
Business	108
Food Service	110
Health Offices	112
Aquatics	114
Facilities	115
Transportation	118
School Police	120
Technology	121
DV-ACE	126
DV Foundation	127
Staffing	128

Delaware Valley School District

September 1, 2013

Dear Delaware Valley Community:

On behalf of all the DV students and staff, we are pleased to present the 2013 version of the **Delaware Valley Annual Report**. The 2012-13 school year was one of the finest in DV history! Whether you look at academics, athletics or the performing arts, the bar was raised to a new level of excellence. We salute everyone involved in making the year a huge success.

The two major goals of this report are to provide:

- highlights of the 2012-13 school year
- data about our schools and programs

It is our hope that our “scorecards” of data will provide useful information to all involved in our district. We plan on using this data to compare our performance from year to year. As part of our continuous improvement process, this data will also be used as we write our next strategic plan that will go from 2015 to 2020 and be known as “DV 2020”. Please take pride in knowing that we continue to be recognized on the local, state and national level for our district’s accomplishments. Nevertheless, we will continue our quest to get better at everything we do.

Let me close by saying it is truly an honor to serve as superintendent of this wonderful school district. Go Warriors!

Sincerely,

John J. Bell
Superintendent

Newsweek Magazine



District at a Glance

“PROUD PAST, BRIGHT FUTURE!”

- Almost 5,000 students in 7 schools on 3 campuses.

School Year	Enrollment
1984-85	1,500
2000-01	4,800
2006-07	5,700
2011-12	5,000
2012-13	4,900

- 642 employees down from more than 680 in 2009-10
- Same tax rate for six consecutive years
- Four-year graduation rate of 91%
- Post-secondary education rate was 85% plus another 5% chose the armed services
- DV students beat PA average on SAT in all three areas – critical reading, math and writing; beat national average in all but math
- Class of 2013 accepted \$4.1 million in scholarship money
- Students took 975 AP exams in 24 courses up from 461 in 2009
- 136 AP Scholars up from 52 in 2009 and only 15 in 2003



Congratulations



Class of 2013



District Wide Academic Achievements

- Eighty seven teachers and administrators were trained in the *7 Habits of Highly Effective People* in June. Fifteen teachers and administrators attended additional sessions training to become certified trainers. Another 130 staff members were trained in August by our newly certified staff.
- Throughout the year, and during Summer Academy, a total of 68 Professional Development offerings were provided for the staff, district wide. These sessions encompassed topics in Special Education, Curriculum, Common Core Standards, Instructional Strategies, Data Collection, Analyzing Assessment Data, Technology Use and Integration, Safety, Behavior Management, CPR/AED, Bullying Prevention, PSSA and Keystone Exam Preparation.
- The curriculum writing process and template was revised to reflect the adoption of Common Core Standards, Keystone Exams, and next generation tests. Professional Development was required and provided for all teachers prior to writing and revising curriculum. A total of ninety-eight curricula were revised across the K-12 disciplines.
- A Delaware Valley Cyber Academy (DVCA) informational night for prospective parents and students was held. The decision was made to partner with Pearson Connections Learning and open the DVCA for the 2013-2014 school year. To date, 37 students have registered to attend.
- The administrators presented an overview of the new Teacher Evaluation Framework to the staff, district wide. This framework is based upon Charlotte Danielson's *The Framework for Teaching Evaluation Instrument*. Training and planning sessions were held in the spring and summer. The Delaware Valley School District Teacher Evaluation Plan: Differentiated Supervision Model will be implemented in the 2013-2014 school year.
- Kinder Morgan, in support of the Delaware Valley Career and Technical Education program, donated a total of \$25,000 for a possible Welding Program of Study. In addition, Kinder Morgan provided grants for technology throughout the district totaling \$21,575.
- Federal Perkins Grant funding was received in the amount of \$51,104, for the first time since 2007. A successful compliance monitoring was achieved for the 2012-2013 Perkins Grant.

- The Delaware Valley School District 2013-2016 Comprehensive Plan was created, reviewed, and then approved by the Pennsylvania Department of Education. This plan encompasses Chapter 4: Academic Standards and Assessment, Chapter 12: Student Services, Chapter 16: Special Education for Gifted Students, Chapter 49: Certification of Professional Personnel requirements, and satisfies the requirement for a Technology Plan.
- Winter and Spring Keystone Exams were administered in the high school and middle schools in grades 8-11. Total Keystone Exams administered district wide were: 506 Literature, 757 Algebra 1, and 596 Biology.
- Guides4 Learning, an online tool designed to assist teachers in developing lesson guides and lesson plans while providing a method for integrating the PA Common Core State Standards, was implemented for the Career and Technology Education /Vo-Tech Department.
- The Pennsylvania Electronic Student Transcripts and Records System (PA eSTARS), a statewide network that enables Commonwealth schools to quickly and securely exchange student records and transcripts, was implemented in the high school.
- The High School Engineering program was expanded to include a fourth year Capstone course.
- An Elementary Student Assistance Program (SAP) was initiated. Professional staff were trained at no cost to the school district through grant funding. We are now providing SAP in conjunction with the Instructional Support Teams (IST) in the primary and elementary buildings.
- Elementary math and reading Curriculum Writing/Common Core workshops were held. Over the four days, 38 K-5 district wide teachers participated. Dr. Jane Wilburne, a mathematics professor from Penn State University, facilitated the math workshop and two members of the Intermediate Unit 20 Curriculum Department co-facilitated the reading workshop.
- Two teams of teachers worked together to develop common standards-based mathematics unit assessments for grades 4 and 5. These assessments were implemented during the 2012-13 school year. The assessments allowed teachers

to evaluate students' progress toward learning outcomes and helped to develop consistency across buildings, classrooms, and grade levels.

- Throughout the year, our grade level teams and special area teachers met to review current grading practices and to design grading practices that are parent/student friendly. As a result of these planning meetings, our teams developed a new kindergarten report card based upon the PA Common Core. Also, a new grading scale, which is consistent for grades 1-5, was adopted. Our special area teachers also made a few modifications to the grades for those subjects (Health, Physical Education, Art, and Music). The new grading system will be implemented this fall.
- During the fall, we began evaluating various K-5 science programs. Two programs were selected for more in depth analysis. Educational specialists conducted presentations to the teachers regarding these science programs. Teachers were then asked to complete the TPECs. The teachers selected the FOSS Science program. We are also obtaining Cross Walk materials from the McGraw Hill – A Closer Look (our 4-5 text series) to link the two programs.
- The Arts in Education Project was an exciting program that took place this spring. Working with Jeffrey Stocker, the Director of the American Readers Theatre (ART), we designed a series of lessons, activities and projects focused on the E.B. White novel, *Charlotte's Web*. It was a wonderful experience for our 4th grade students. We engaged experts from our community, interviewed EB White's niece, and conducted a non-print text analysis with a renowned film expert. This project is funded through the EITC and we hope to continue our partnership with ART.
- The fifth grade students and faculty were able to resume the State Capital field trip this spring. We worked closely with State Representative Mike Peifer and Rosemary Brown's offices to arrange this trip for our students. The trip included a tour of the beautiful capitol building, a visit to the State Museum and a planetarium show. This program provides rich educational experiences for our students. It was wonderful to be able to offer this program to our students.

Submitted by:

Dr. Peg Schaffer, Director of Elementary Education


Dr. James Purcell, Director of Secondary Education

Dr. Gina Vives, Director of Curriculum and Technology

DELAWARE VALLEY HIGH SCHOOL

Ronald Collins, Principal

- The College Board announced that based on AP scores, DVHS had 126 AP scholars.



- **Newsweek** magazine named DVHS as one of “America’s Best High Schools.”
- **US News and World Report** ranked DVHS among the nation’s best high schools.
- The **Washington Post** recognized DVHS as one of “America’s Most Challenging High Schools.”
- The **Warrior mascot** was officially unveiled. Our Warrior made his first appearance at freshman orientation on August 21, 2012, and was officially recognized and introduced at the home football game vs. Parkland. The Warrior attended many events throughout the district throughout the school year.



- The **12th annual United Way Day of Caring** was held on Saturday, September 15, 2012. Nearly 300 DV students took part in this great community service event.

- Our annual **Veterans dinner** was held on November 8, 2012. More than 160 veterans and their guests were treated to a fine dinner. Entertainment was provided by our outstanding students in the music department.
- On November 29, 2012, DVHS held its annual **National Honor Society induction** program. Over 90 new students were inducted during the ceremony which was followed by a nice reception in the cafeteria



- The annual **Jingle Ball** dance took place on November 30, 2012. There were 240 toys collected and \$500 in cash. All proceeds went to the *Toys for Tots* program.
- During the half day on December 21, 2012, DVHS held a question and answer session for seniors who applied to college. Approximately 270 seniors were invited to the cafeteria for an hour long session with 28 recent DV graduates that are enrolled in colleges and universities.
- The following juniors were recognized as **National Merit Scholar** honors as their PSAT scores are among the top 1% or 2% in the nation: Heather Reitmeyer, Daniel Reno, Maisha Shamim, Hannah Thompson, Eric Winkler, Josiah DeVizia, Dencil Wilmot, and Krystina Busacco. Cathy Li, a sophomore, also scored among the top 1% in the nation.



- The following list of students was recognized as **Commended Students** for the 2013 National Merit Scholar Program: Emily Belsterling, Dimitrios Hrissohoidis,

Lance Larsen, Morganne Mallon, Victor Naturale, Jordan Trujillo, and Adrian Zebrowski. These students were among 34,000 commended students from across the country and are recognized for their exceptional academic performance on the PSAT. In addition, DVHS had two students named as finalists in the 2013 Competition for National Achievement Scholarships: Audrey Djiya and Ramonda Giddings. This program honors academically talented African American high school students.

Additional DVHS Highlights 2012 – 2013:

- From the scholastic art awards, DVHS had 6 seniors earn Gold Key Awards and 1 Gold Key Portfolio.
- World Languages produced a first place winner in the Northeast Region National French Contest, a 9th place at the National level, and a 4th place in the National Spanish Contest.
- Our Career Tech Program recorded 22 advanced scores on the NOCTI exams.
- Two students were accepted into the Air Force Academy and one was accepted into the Naval Academy.
- We had 24 students from the class of 2013 that will be serving our country (3 Air Force, 1 Army, 13 Navy, 2 National Guard, and 5 Marines).
- The achievements of the Class of 2013 have led to the acceptances to the following colleges: Dartmouth, Williams College, Yale, Wake Forest, University of Virginia, Vassar, Vanderbilt, University of Delaware, University of Maryland, University of Arizona, Rensselaer Polytechnic Institute, Carnegie Mellon, Boston University, Bucknell, Johns Hopkins, Embry-Riddle Aeronautical, Culinary Institute of America, and Rochester Institute of Technology.
- Odyssey of the Mind produced one world finalist team (the theatrical team) and finished 9th in the World.



- Our Music Department had another banner year. Jaymarie Santana was selected to participate in the All-State Vocal Jazz Ensemble. Alex Testino was selected as 1st Chair Oboe in the All-State Orchestra.
- Skills USA produced a Silver Medal for Occupational Health and Safety and a Bronze Medal for Industrial Motor Control.
- Danielle Dubee served as a state officer for FBLA (Future Business Leaders of America) for the past two years.
- Our Scholastic Bowl team finished in the top 16 in the Nation.



- 1st place award in the Pennsylvania Junior Academy of Science.
- Our Student Council President, Dylan Brown, won the United States Senate Youth Program Scholarship.
- The Drama Club once again dazzled our school community with their production of *Beauty and the Beast*.
- Student Council organized and created a music video called a Lip-dub. It showcased all the activities that DVHS has to offer students.

Delaware Valley High School - Strategic Plan Score Card		
	2011-2012 Results	2012-2013 Results
Enrollment	1,726	1720
Student Attendance %	91.3%	93.3%
SAT - DV	1002	TBA
SAT - PA	992	TBA
SAT - US	1010	TBA
Nat'l Merit Commended Students	5	7
AP Scholars #/%	126/7.2%	136/7.9%
AP Tests Given	763	901
AP Tests Passed #/%	542/72%	586/65%
AP Courses	22 (24 Tests)	22 (24 Tests)
Seniors in AP Courses #/%	105/24.4%	200/46.8%
Honor Society Membership #/%	169/18.8%	176/20.2%
CTE Enrollment	294	261
Keystone Algebra - % Passing	N/A	68.4
Keystone Literature - % Passing	N/A	84.2
Keystone Biology - % Passing	N/A	49
Seniors to Higher Ed %	88%	85%
Four-Year Graduation Rate %	91.1%	TBA
Students in Co-curricular %		62.1
Teams	40	40
Clubs	35	36
Other Data		
Library Collection	16,929	17,514
Library Circulation	9,212	7,721
Discipline Referrals	5,072	4,121
Suspensions	1,051	1,502
Expulsions	13	22
Health Office Visits - non meds	4,984	5,085
Health Office Visits - meds	2,450	2,082
Staff Attendance %	96.2%	96%
Faculty #	139	136
Staff #	50.5	50.5

Delaware Valley Middle School Peter Ioppolo, Principal

- A.Y.P. (Adequate Yearly Progress), **PSSA reward barbeque** was held on August 31, 2012.
- In recognition of October being **National Anti-Bullying Month**, on October 10, 2012 the students were treated to assembly presented by Pike County District Attorney, Ray Tonkin.



- **Career Day** was held on October 17, 2012, showcasing thirty different careers.



- On November 9, 2012, Delaware Valley Middle School students attended a **Veteran's Day** special assembly. Our guest speaker was Harry Forbes (USMC).



- Student Council completed a very successful **food drive** on behalf of community members of the Church of Good Shepard and St John the Evangelist. An amazing 3,769 non-perishable items and \$870.00 in cash was collected.
- **DVMS Drama** treated audiences to three excellent performances of “A Year with Frog and Toad”.



- Another very successful **Grandparent’s Day Breakfast** celebration was held on Wednesday, November 21, 2012. Over 140 grandparents enjoyed a full breakfast with their grandchildren.
- On Thursday December 6, 2012 a **winter pep rally** was held to recognize students in Fall co-curricular activities and to kick off the winter sports season. A faculty student basketball game was held and the student basketball players defeated the faculty 32-25. The students really appreciated this event which culminated in a half-court shot challenge which raised \$156.00 for the American Heart Association.
- DVMS Student Council held their **annual talent show** performance on Wednesday, February 27, 2013. Students, parents and faculty turned out in great numbers to cheer on all of the brave, artistic students and faculty that performed.



- Twenty-four students participated in the first outing of the newly formed DVMS **fishing club** which met after school on Thursday, May 2, 2013.
- **O.M. knocked it out of the park at worlds.** The kids all had a wonderful time meeting people from Russia, Poland, Germany, Mexico, China, Japan, and 37 different states! Our teams placed 14 out of 53 with 650 lbs weight held and placed 24 out of 41 in the vehicle competition.

Delaware Valley Middle School - Strategic Plan Score Card		
	2011-2012	2012-2013
	Results	Results
Enrollment	390	380
Student Attendance %	95.28	95.48
Grade 7 PSSA Reading - % Passing	93.4	90.76
Grade 7 PSSA Math - % Passing	88.2	91.84
Grade 8 PSSA Reading - % Passing	91.6	90.2
Grade 8 PSSA Math - % Passing	87.3	81.95
Grade 8 PSSA Science - % Passing	84.3	75.77
Grade 8 PSSA Writing - % Passing	89.3	89.69
# of Honors/Advanced Courses	23	23
# of Students in Honors/Advanced Courses.	474	525
% of Grades 7-8 Students in Co-curricular	81	80.56
Teams	15/308	15/311
Clubs	12/309	15/310
Other Data		
Library Collection	16,925	17,247
Library Circulation	9,214	7,600
Discipline Referrals	576	416
Suspensions ISS/OSS	139/73 days	82/48
Expulsions	0	0
Health Office Visits - non meds	2,425	2,087
Health Office Visits - meds	1,080	1,007
Staff Attendance %	97.5	95.0
Faculty #	44	42
Staff #	63	60

Dingman-Delaware Middle School

James Mitchell, Principal

- **The Wyland Clean Water Mobile Lab** arrived from California and visited the Dingman-Delaware Middle School on Wednesday, September 19, 2012, the seventh-grade science classes at DDMS took part in an exciting hands-on/minds-on mobile laboratory with a variety of simulations dealing with water conservation and aquatic life.
- The Dingman-Delaware Middle School held its annual “**Career Day**” on Friday, October 19, 2012. The afternoon started with a luncheon for all presenters and their host teachers. Our guest speakers represented a variety of careers, including our very own superintendent, Mr. John Bell, who presented educational career opportunities. Eighth-grade students were placed into small groups and had the opportunity to meet with five speakers to learn about different careers. The day was a huge success due to all the help and support from the community, faculty, and staff.
- Our PTA was gracious enough to sponsor Cary Trivanovich and his “**Choose Character Over Bullying**” performance/message to the Middle School on Tuesday, November 6th. Mr. Trivanovich is billed as “America’s Leader in Anti-Bullying Assemblies”. He is a performer, conference speaker, theatre director and humorist, noted for his pantomime. He was able to captivate the entire auditorium within seconds of introducing himself with his voice and more importantly with his unique talent. Within less than two minutes he had gained their undivided attention with his comic pantomime routine and he would continue to use his talent as his ticket to deliver an outstanding message about character, bullying and even their own existence.
- The Dingman-Delaware Middle School hosted the twentieth annual “**Senior Citizen Dinner Theatre**” on Friday, November 9, 2012. Over two hundred and thirty senior citizens enjoyed a complete pasta dinner with dessert, refreshments, and door prizes. Many students from Dingman-Delaware Middle School helped in setting up, escorting, and waiting tables throughout the evening. The night was a great success! On November 9 and 10, 2012, the Dingman-Delaware Middle School Drama Club presented the fun-filled musical “Little Mermaid, Jr.” for the senior citizens and general public. The sixty-five students who performed in the show and were part of the set crew did an outstanding job. The show was enjoyed by all.
- The Dingman-Delaware Middle School honored our **students’ grandparents and great-grandparents** on the morning of Wednesday, November 21, 2012. Students invited their grandparents to be our guests for a brief social in the cafeteria provided by our Parent/Teacher Association and participate in our classes throughout the building. Students were asked to introduce their

grandparents to their class and invite grandparents to observe, share a story, or participate in the day's lesson.



- During the first marking period of this school year, remediation assignments utilizing **Performance Tracker and Study Island** were created for 6th through 8th grade students in the Mathematics focus groups at Dingman-Delaware Middle School. These assignments were created specifically for each student and drill down from 7th through 4th grade in those anchors in which students scored Basic or Below Basic on last year's Mathematics PSSA's. Students have the capability to access these assignments during study hall, mathematics tutoring, lunch tutoring, and also from home provided they have Internet access. These assignments are meant to "fill in the gaps" in those areas in which students scored Basic or Below Basic last year; this remediation should help to improve student performance on the upcoming Mathematics PSSA's in the spring of 2013, as well as helping students to gain a greater understanding of current concepts being covered in the Mathematics curriculum. Additionally, in-service classes were offered for middle and elementary teachers on how to create these assignments for their individual students to help improve not only focus group student performance but the performance of all other students as well.
- The DDMS Theatre Club's production of "**The Mystery of the Minisink Monster**" was a great success! The Country Western music was performed with outstanding energy and enthusiasm by the 45 middle school members of the cast on Friday, April 19 and Saturday, April 20. The plot revolves around a mysterious Monster that is haunting the Minisink Dude Ranch, but there is a small group of inquisitive students who unravel the mystery. All the students put forth a very impressive effort and the audience was thrilled as they laughed and clapped their way through two acts. Even the intermission was entertaining when the Pit Band played a series of current western and rock songs for the enjoyment of all. The Technical Crew, Stage Crew, Set Crew, and Costumers comprised another 15 students from both the Dingman-Delaware Middle School and the Delaware Valley High School. These students worked very hard behind the scenes building sets and props, arranging lights, and creating special effects.
- On Monday, April 29, 2013, the sixth-grade students went on a field trip to the **Pocono Environmental Education Center (PEEC)** through a generous grant provided by the Dime Bank. Students had the opportunity to participate in two different environmental activity sessions (morning and afternoon) which included pond ecology, stream ecology, forest ecology, wildlife study, scenic gorge hike, soil study, or habitat study. The day was filled with fun and learning!

- The Pike County Bar Association members visited the Dingman Delaware Middle School on May 1st in celebration of **Law Day**. Law Day Chairpersons Attorney Shannon Muir and Attorney Elizabeth Burton created a fun and educational program for the 219 sixth grade students. As part of the program, attorney volunteers referred to the “Equal Protection Clause” of the 14th Amendment of the Constitution. Students were supplied with “Constitution booklets” and pens in further celebration of Law Day. Attorneys discussed this year’s theme of “equality under the law.” Students discussed situations where groups of people have been treated unfairly or discriminated against based upon race, gender, religion or otherwise. The attorneys discussed the Constitution, its Amendments, statutes and case law. Students also learned about the role of attorneys and judges.
- The Dingman-Delaware Middle School averaged **81% student participation in some type of club or activity** throughout the 2012-2013 school year. The new clubs introduced this school year included pen crafting, ecology, jigsaw puzzle, glee, RYOT (Rallying Youth Organization Together Against Violence), and WTSS (We the Strong Survive) which is an Alateen support group.



Dingman-Delaware Middle School - Strategic Plan Score Card		
	2011-2012 Results	2012-2013 Results
Enrollment	630	650
Student Attendance %	94.6	94.8
Grade 6 PSSA Reading - % Passing	79.9	84
Grade 6 PSSA Math - % Passing	80.7	88.5
Grade 7 PSSA Reading - % Passing	84.2	82.5
Grade 7 PSSA Math - % Passing	87.7	93
Grade 8 PSSA Reading - % Passing	92.7	87.5
Grade 8 PSSA Math - % Passing	84.6	86.5
Grade 8 PSSA Science - % Passing	70.2	65
Grade 8 PSSA Writing - % Passing	54.6	75
# of Honors/Advanced Courses	9	9
# of Students in Honors/Advanced Courses	218	223
% of Grades 7-8 Students in Co-curricular	60.8	84.3
Clubs	15/375	23/524
Other Data		
Library Collection	18000	18281
Library Circulation	12792	11162
Discipline Referrals	844	733
Suspensions (OSS)	55	13
Expulsions	4	0
Health Office Visits - non meds	3032	3100
Health Office Visits - meds	1395	1590
Health Office Visits - concussions	4	23
Staff Attendance %	95.8	96.0
Faculty #	54	54
Staff #	77	77

Dingman -Delaware Primary School

Kimberly Butaitis, Principal

- **DV Warrior** visited the Primary School in September to meet our students. Students lined the halls to cheer and welcome the Warrior.



- The DDPS made history and participated in the **2012 World JAM Record**. We joined about 1.2 million students, staff and parents in a one minute fitness break. Our state placed 7th this year. The students learned an exercise each day during the morning announcements for a week.
- **Read Across America** was recognized with a variety of activities. DDPS PTA sponsored Domino the Great, a magician, to come to our school and helped bring children's literature to life! The annual Shoebox Book Parade and Book Fair were held. The Book floats display student talent and creativity. During the Caldecott Reading Program a featured book was shared during morning announcement.
- DDPS Kindergarten Team and Reading Team hosted a first time **Little Learners Literacy Event** for our kindergarten students and families. Families visited the school and played various reading games. It was a wonderful event.
- DDPS staff and students participate in "**Safe School Drills**". A review of procedures and expectations are practiced each month. For Bully Prevention, Stomp out Bullying video clips air each morning on the announcements, staff and students participate in Blue Monday to show their awareness of Bullying.

- Big J from **the Harlem Wizards** visited the Primary school during March. The students enjoyed his visit to promote the Wizards game. Our very own Mr. Hopkins was selected to show off his basketball talents.



- **Autism Awareness** is a culture at the Primary School. During Autism Awareness month, the staff and students participated in a plethora of activities to “Build Acceptance” and awareness for our students.
- The Primary school celebrated their very first **Science Day on Earth Day**. The DDMS students, Mrs. Schneck, DDPS PTA and Elaine McCarthy, second grade teacher, arranged a day of hands on science experiments for the Primary students. The middle school students facilitated the experiments and did a fantastic job working with Primary students.
- Dingman Delaware Primary School students have a jumpstart to the summer season by participating in **Field Day**. During the summer-like weather, each grade level has a fun-filled afternoon by taking part in a variety of games and water activities. Many DDPS students participated in the Area P Special Olympics, too.



Grade	Students	Sections	Avg. Class Size	Retentions
Pre-K	64	4	16.00	n/a
K	158	7	22.57	4
1	179	7	25.57	4
2	170	7	24.28	2

Grade	Gifted	Special Education	Remedial Reading
Pre-K	0	0	0
K	0	11	37
1	1	31	52
2	2	25	41

Pre-K Program

	Head Start	Pre-K Counts	Other (Title 1)	Total
2012-13	26	28	9	63
2011-12	21	30	14	65
2010-11	19	37	15	71



Dingman-Delaware Primary School - Strategic Plan Score Card		
	2011-2012	2012-2013
	Results	Results
Enrollment PK - 2	528	566
Student Attendance % PK - 2	94.7	94.3
% of K-2 Students On/Above GL - Math	93.7	95.2
% of K-2 Students On/Above GL - Reading	90.9	93.7
% of K-2 Students On/Above GL - Writing	91.5	92.1
Grade 3 PSSA Math (DDES)- % Passing	91.2	85.5
Grade 3 PSSA Reading (DDES)- % Passing	87.6	81.6
Clubs	N/A	307
Other Data		
Library Collection	25,344	26,095
Library Circulation	36,571	33,107
Discipline Referrals	82	55
Suspensions	13	3
Expulsions	0	0
Health Office Visits - non meds	3,247	5,074
Health Office Visits - meds	208	940
Staff Attendance %	96.2	96
Faculty #	43	39
Staff #	27	26

Dingman Delaware Elementary School

Victoria McNeely, Principal

- DDES 4th grade students participated in the **Art Writer's Project** with Jeffrey Stocker. Classes each read the novel Charlotte's Web and then participated in various activities. One of the most popular was a spider day with the local 4-H. Student representatives from each class then participated in a small group interview with E.B. White's niece. The final activity was a class presentation on a small portion of the book. Several classes created PowerPoint presentations about E.B. White's life, while others did a small skit and a dramatic reading. Student's are looking forward to next year's project.
- Staff and students participated in a wonderful **Memorial Day Assembly**. Former Veterans as well as representatives from the American Legion were present. Mrs. Karen Moore had students from her 3rd grade special education classroom read their essays on proper ways to treat the American Flag. 5th grade Chorus as well as the Children's Choir each sang songs



- Grade 5 students went on a **field trip to Harrisburg**. They visited the State Capitol as well as the state museum. Everyone had a wonderful time thanks to Representative Peifer and the DDES PTA who held a spring fundraiser so that the students would be able to visit the state museum.
- **Odyssey of the Mind** was held on March 9th. DDES had 3 teams representing the school. Two of the three teams represented our District at the State level.
- **Safe Schools Drills** were held during the month of January. Students practiced an "intruder drill" on January 15 at which time all classrooms were locked down. Office Moglia, Officer Santiago and myself, monitored the halls – drill was a huge success. Students had many good questions following the drill. DDES will be practicing this drill each month under different circumstances at the request of

the students. Fire Drill was held on January 4th and it took students and staff 2 minutes and 5 seconds to evacuate the building.

- Held first annual DDES **DV Pride pep rally** on Wednesday, September 19, 2012. Students and staff participated by wearing black and white, local football team student cheerleaders performed several cheers along with a visit from the Warrior Mascot! Students were very excited and DV pride was evident!

Grade	Students	Sections	Avg. Class Size	Retentions
3	182	7	26	0
4	197	8	25	0
5	208	8	26	1

Grade	Gifted	Special Education	Remedial Reading
3	4	27	38
4	4	23	44
5	0	35	48



Dingman-Delaware Elementary School - Strategic Plan Score Card		
	2011-2012 Results	2012-2013 Results
Enrollment	601	587
Student Attendance %	95.7	95.2
Grade 3 - 5 PSSA Reading - % Passing	89	89
Grade 3 - 5 PSSA Math - % Passing	84.6	80
Grade 4 PSSA Science - % Passing	95.9	95.9
Grade 5 PSSA Writing - % Passing	60	57
Clubs	6/261	8/420
Other Data		
Library Collection	18,643	19,315
Library Circulation	34,200	35,300
Discipline Referrals	67	74
Suspensions	14	10
Expulsions	0	0
Health Office Visits - non meds	3,034	2,920
Health Office Visits - meds	1,520	1,259
Staff Attendance %	95.7	95.9
Faculty #	48	43
Staff #	24	24

Delaware Valley Elementary School

Aaron Weston, Principal

- **Letters to Daddy Play** - The play, *Letters to Daddy*, was put on by 35 of our DVE-TV and News students. The play, while being quite entertaining, presented a strong anti-bullying message. The students were featured on the Mr. Phil show and on WBRE.
- **Fifth grade field trip to Harrisburg** - 69 fifth graders from DVES joined with the fifth graders from SES to enjoy a day touring the state capital and museum. During the visit, the students met with Representative Brown and Peifer.



- **DVE-TV trip to Boston** - The advisers of DVE-TV chose Boston for this year's trip. Students enjoyed touring the major historical sites and interviewing local figures.
- **School-wide field day** - This year, DVES held a school-wide field day. The student enjoyed dunking the faculty and staff in the dunk tank, a bouncy house, and many other fun activities. The PTA supported this event by providing snacks and volunteering at stations.
- **Pennies for Patients** raised \$654 - Mrs. Polanis organized this year's Pennies for Patients fundraiser. Boxes were placed in each homeroom and students and staff to donate any spare change.
- **Food drive** for our local Food Pantry raised over 1500 items
The student council organized a food drive during the holiday season. Donation boxes were placed in every homeroom. The food was disbursed to local families in need during our holiday dinner and through the local Food Pantry.

- Students from the **DVHS Child Development Classes** completed observation and on field experience work in the Delaware Valley Elementary School. This was an exciting program that brought our own students into the elementary schools to complete job exploration in our elementary classrooms.
- Delaware Valley Elementary School Grade 5 and 6 students formed a **DVES Ski Club**. Students spent Friday evenings taking lessons and skiing at Shawnee Mountain. This new club was a great addition to the many co-curricular activities we offer here at DVES. Students and their families enjoyed this new program.

Grade	Students	Sections	Avg. Class Size	Retentions
K	85	4	21.25	7
1	96	4	24	2
2	71	3	23.6	2
3	70	3	23.3	0
4	85	4	21.25	0
5	67	3	22.3	0
6	66	3	22	1

Grade	Gifted	Special Education	Remedial Reading
K	0	3	32
1	0	10	37
2	1	7	20
3	0	7	22
4	1	8	6
5	2	5	13
6	1	6	6

Pre-K Program

	Head Start	Pre-K Counts	Other	Total
2012-13	9	7	17	33
2011-12	5	7	13	25
2010-11	9	NA	22	31

Delaware Valley Elementary School - Strategic Plan Score Card		
	2011-2012	2012-2013
	Results	Results
Enrollment	571	575
Student Attendance %	95.3	95.9
Grade 3 PSSA Reading - % Passing	82.7	83.3
Grade 3 PSSA Math - % Passing	91.9	80.5
Grade 4 PSSA Reading - % Passing	89.1	87
Grade 4 PSSA Math - % Passing	87.7	95
Grade 4 PSSA Science - % Passing	97.3	95
Grade 5 PSSA Reading - % Passing	87.9	71
Grade 5 PSSA Math - % Passing	87.9	74
Grade 5 PSSA Writing - % Passing	64.1	68
Grade 6 PSSA Reading - % Passing	80	87
Grade 6 PSSA Math - % Passing	93.4	85
% of K-2 Students On/Above GL Math	92.4	92.2
% of K-2 Students On/Above GL Reading	90.1	91
% of K-2 Students On/Above GL Writing	88.3	89.4
Clubs	18/572	18/635
Other Data		
Library Collection	38,205	39,002
Library Circulation	43,267	43,402
Discipline Referrals	126	288
Suspensions	59	82
Expulsions	0	0
Health Office Visits - non meds	3,577	3,872
Health Office Visits - meds	508	1101
Staff Attendance %	93.91	96.61
Faculty #	44	44
Staff #	68	68

Shohola Elementary School

Christopher Ross, Principal

- The school was introduced to our new Warrior mascot at our first and now annual pep rally where students also sang the “world” premiere of “DV Pride”
- The PTA’s *Harvest Hoedown* and *Someone Special Dance* were a huge success
- The drama club presented *Wonderland*, a play loosely based on *Alice in Wonderland*, which showcased the talents our students possess
- Our **Odyssey of the Mind** teams put on tremendous exhibitions of intelligence and creativity at Pocono Mountain West High School and our vehicle team’s “Pet Project” advanced to the state level of competition
- Shohola students participated in the *PTA Reflections Program* and had a tremendous showing at the district and council levels
- Our fifth and sixth grade students celebrated their final year at Shohola with a field trip to the **State Capitol (5th)** and the **Philadelphia Zoo (6th)**. The classes also celebrated their accomplishments with a Recognition Picnic
- Shohola Elementary held **Environmental Day** and students participated in various presentations ranging from the study of the water table to wildlife conservation
- Our students participated in *100 Ways to Care*, a charitable cause, that saw each grade level collect a minimum of 100 items for many of our local charities and agencies
- **Random Acts of Kindness Club** had the school come together and exhibit true acts of selflessness
- The **Veterans’ Day program** recognized those who have served to protect our country

- The music department treated us to **many memorable musical performances** throughout the year; from grade level concerts to band, chorus, orchestra, and bell choir, our talented students dazzled us each time they took the stage
- During the last month of school, the students conquered the **Ross Reading Challenge** by reading over 30,000,000 words as a school during a three and a half week period. The story was featured in the *Pike County Courier*

Grade	Students	Sections	Avg. Class Size	Retentions
K	80	3	26	7
1	70	3	23	0
2	77	4	19	0
3	80	4	20	1
4	96	4	24	0
5	91	4	23	0
6	92	4	23	1

Grade	Gifted	Special Education	Remedial Reading
K	0	23	19
1	1	15	16
2	1	14	14
3	0	13	16
4	1	29	19
5	3	24	9
6	2	19	7



Shohola Elementary School - Strategic Plan Score Card		
	2011-2012	2012-2013
	Results	Results
Enrollment	614	603
Student Attendance %	96	95.8
Grade 3 PSSA Reading - % Passing	85.9	88.6
Grade 3 PSSA Math - % Passing	92.9	91.1
Grade 4 PSSA Reading - % Passing	94.7	90.3
Grade 4 PSSA Math - % Passing	93.5	94.6
Grade 4 PSSA Science - % Passing	97.4	95.6
Grade 5 PSSA Reading - % Passing	83.1	73.6
Grade 5 PSSA Math - % Passing	86.5	82.8
Grade 5 PSSA Writing - % Passing	58.6	73.6
Grade 6 PSSA Reading - % Passing	94.4	85.5
Grade 6 PSSA Math - % Passing	96.7	92.2
% of K-2 Students On/Above GL Math	77.1	90
% of K-2 Students On/Above GL Reading	77.5	81.4
% of K-2 Students On/Above GL Writing	77.5	76.9
Clubs	12/368	14/412
Other Data		
Library Collection	19,801	20,509
Library Circulation	34,869	35,479
Discipline Referrals	289	174
Suspensions	56	66
Expulsions	0	0
Health Office Visits - non meds	4,758	4,725
Health Office Visits - meds	2,002	3,736
Staff Attendance %	97.14	96.63
Faculty #	46	47
Staff #	33	34

ART

Stephanie Cavallaro, Chair



Elementary School Highlights

- DDPS Annual show - May 16
- DVES Art Night - March 21
- SES Annual Art Night - May 9th
- DDES Art Show - May 16th

Middle School Highlights

- DDMS Winter art show December 4th
- DDMS Spring art show, May 15th
- DDMS Chalk Walk – June 11
- DVMS Art show, May 2.
- DVMS Talent showcase – February 3.
- Middle Grades Music and Art Festival - both DVMS and DDMS - March 1.

High School Highlights

- Program highlighted in August edition of the Pike County Courier
- Participation in Autism Awareness Month – Poster contest and T-shirt designed by senior Graphic Design student
- Guest speakers -Antonelli Institute, Keystone College, and Art Institute of Pittsburgh
- Department Field trip to the Metropolitan Museum of Art
- Empty Bowls – Soup and ceramic bowl sale; Ceramics classes raised \$165 for the Ecumenical Food Pantry
- Highlands Photographic Guild Student Show Juried Show & Sale – March 9-April 6.
- ARTery Gallery Student Show Juried Show & Sale – March 9-April 6.
- Students regularly participated in Art Club, Computer Art Club and Digital Photo Club
- 10 pieces of art were framed and added to the Permanent Collection
- Advanced Art Students painted a mural in 11/12 office conference room
- Vernon High School Invitational Exhibit – First place in the sculpture category
- Scholastic Art Awards 93 awards consisting of 19 Gold Keys, 17 Silver Keys and 55 Honorable Mentions. In addition 2 students portfolio

- 15 students will be attending colleges in art related fields
- National Portfolio Day attended by two students
- Advanced art students designed and created a “Yoga Bear” for the 2013 Black Bear Film Festival

2012-13 DVHS Course Data

Course Title	Enrollment	Sections	Avg. Class Size	#/% Passing
General Art	229	9	25.4	220/96%
Foundations in Art	36	2	18	18/100%
Intro to Drawing 1	140	6	23.3	126/90%
Drawing 2	59	3	19.6	56/94%
Painting Media 1	37	2	18.5	35/94%
Painting Media 2	22	1	22	21/95%
3-D Design	20	1	20	20/100%
Ceramics 1	55	3	18.3	51/92%
Ceramics 2	36	2	18	32/88
Jewelry Design	24	2	12	24/100%
Computer Art 1	81	4	20.2	76/93%
Computer Art 2	27	2	13.5	25/92%
Graphic Design 1	10	1	10	10/100%
Graphic Design 2	13	1	13	13/100%
AP Art History	8	1	8	8/100%

2012-13 DVHS Testing Data

AP Art History	# Enrolled	# of Exams Given	#/% Passing (score of 3 or better)
2011-12	12	12	4/33%
2012-13	8	8	7/88%

2012-13 DVMS Course Data

Course Title	Enrollment	Sections	Avg. Class Size	#/% Passing
Art 7	189	8	23.6	189/100%
Art 8	194	8	24.2	191/98%

2012-13 DDMS Course Data

Course Title	Enrollment	Sections	Avg. Class Size	#/% Passing
Art 6	215	9	23.8	215/100%
Art 7	228	11	20.7	227/99%
Art 8	205	11	18.6	200/97%

Links:

[DVHS Course Selection Guide p. 5](#)

[DVMS Course Selection Guide p. 10](#)

[DDMS Course Selection Guide p. 11](#)



Business

Maura Angle, Chair

Highlights:

- **Business/Marketing class:** This is the third year of the class and four students have completed all three levels. The third level students had an opportunity to complete a five-week internship at local businesses in the area they wanted to pursue for the careers. Carl Will worked in a management position in Wal-Mart, Danielle DuBee and Nick Ottinger worked at KKPR Marketing and Danielle Azzollini worked at Myer and Meyer Accounting firm. Students in the class also received college credits from Keystone College and Luzerne County Community College. All students in the program gained hands-on experience by completing work for local businesses and school projects. The students worked for OMG, It' Not Gluten Free Bakery, Chant Realty, KKRP Marketing, DVHS Honor Society, DVSD Golf Tournament, DVHS 5K Run, DVSD Hall of Fame and the DVMS school play. The students utilized equipment for their projects: photocopier, scanner, laminator, various computer programs and the poster maker.
- **Cooperative Education class:** This year the cooperative education class had the opportunity to gain classroom instruction related to employability skills, job retention and advancement. The students met three times a week and completed work modules on topics related to the world of work. The students also prepared resumes, cover letters, applied for jobs and completed college applications and forms.
- **Desktop Publishing class:** the students created programs and cards for various event and designed t-shirts and bags for Earth Day.
- **Personal Budgeting and Finance Class:** Students who participate in the The Stock Market Game™ program learn more than investing. As they progress, they learn core academic concepts and skills that can help them succeed in the classroom — and in life.

Starting with a virtual cash account of \$100,000, students strive to create the best-performing portfolio using a live trading simulation. They work together in teams, practicing leadership, organization, negotiation, and cooperation as they compete for the top spot. The setup is engaging, and the learning is a natural part of the experience.

In building a portfolio, students research and evaluate stocks, and make decisions based on what they've learned. Teams trade common stocks and mutual funds from the NYSE and NASDAQ exchanges; earn interest on cash balances; pay interest if buying on margin and pay a commission on all trades.

To determine why certain stocks perform the way they do, or why the broader market has moved up or down, they need to understand how the economy works, and to calculate their returns they need to do the math.

- **Personal Budgeting & Finance:** InvestWrite, an innovative national writing competition, produced by The Stock Market Game program, adds a critical thinking component to help reinforce concepts learned in the classroom. Every assignment introduces or relates to investment principles linked to The Stock Market Game program. Both teachers and students will have a chance to win gift certificates, laptop computers, trips to New York (middle and high school), and other great prizes.
- **Career Exploration - Electronic Career Portfolio:** Career portfolios are used to plan, organize and document education, work samples and skills. People use career portfolios to apply to jobs, apply to college or training programs, get a higher salary, show transferable skills, and to track personal development. They are more in-depth than a resume and serve as proof of one's skills, abilities, and potential in the future. A career portfolio should be personal and contain critical information. Items that are included but are not limited to; personal information, college applications, college essay, scholarship applications, scholarship essays, FAFSA forms, resume, cover letter, thank you letter, evaluations, sample work, and awards and acknowledgments.
- **Introduction to Business: Financial Plan:** Business financial planning is paramount to the success of any business enterprise. This project is designed to teach students the knowledge and skills needed to establish and develop a complete financial plan for a business venture. The financial plan requesting a loan from a financial institution must be economically and financially sound with a realistic time frame. In addition to learning and applying financial business decision-making skills, team participants develop business contacts, implement written and oral skills, and develop familiarity with procedures of financial institutions.
- **International Business - Business Plan:** Business plans are an effective tool for evaluating, organizing, and selling a new business concept. A well-developed business plan can be a key component of a successful business start-up. This project teaches students an understanding and mastery of the process required to develop and implement a new business venture.
- **College Accounting - Manual Accounting Simulation:** Accounting simulations are an effective tool for evaluating, organizing, and recording the transactions in a business. A developed accountant can play a key role in overall business decisions. This project teaches students an understanding and mastery of the accounting processes within a business.

- **PFEW- PA Free Enterprise Week:** Business students can attend the PFEW held in Lycoming College for a week. The students that attend are paired up into teams where they create their own business and also participate in other business related activities and listen to speakers from a variety of businesses. The students attend PFEW for a week in the summer, they have their choice of three weeks are housed in dorm rooms. The students have to pay their own transportation cost but the registration fee is paid for by our local businesses.

Student Organizations/ Competitions:

The Future Business Leaders of America (FBLA) chapter at DVHS is the largest club in the DVHS. There are 186 active members in the organization and also are the largest of eleven chapters in Region 22 which include schools in Pike, Wayne and Lackawanna counties. The students are very active in community service where the chapter received awards at the local and state levels. Students assist in the HS blood drives, Day of Caring, and serve as guides for Parent/Teacher conferences and Back to School Night. The students also fundraise and contribute a portion of their proceeds to the PA FBLA State Project each year. The state project for 2012-2013 was the Trauma Society. The students participate in three competitions yearly. Students need to qualify at the local level to proceed to the state and national competitions. Events consist of individual, group, performance and state-only events relating to business and technology. This year 65 students qualified to attend the state competition in Hershey, PA. 75% of the students placed in the top 15 at the state level. Seven students qualified to attend the National competition in Anaheim, CA. At the National Level, the team of Christian Chelak and Tyler Masker placed in the top 15 which is great accomplishment. Danielle DuBee presented a workshop on Membership Recruitment to a large audience that was represented by numerous states. Maura Angle, Advisor, assisted in the workshop. Danielle DuBee also served as a PA FBLA state officer for two years and served on the National FBLA Board as assistant to the President.

Student Awards:

Danielle DuBee received the FBLA Keystone Leadership Award and Membership Mania Award

Danielle DuBee, Nick Ottinger, Allison Decker and Danielle Azzollini were inducted into the FBLA Honor Society

Danielle DuBee, Danielle Azzollini and Carl Will were spotlight students of the month

Teacher Awards:

Maura Angle, FBLA Advisor was honored for 25 years of service, elected to the PA FBLA State Management Team as the state Virtual Chapter Coordinator and Advisor and serves on the PA FBLA Board of Directors.

Maura Angle was also named Teacher of the Month at DVHS.

Guest Speakers:

The Business Dept. has a variety of speakers that come in throughout the year. Some were from the following businesses:

KKPR Marketing

Honda

East Stroudsburg University – Speaking on Careers in Cyber Security

Johnson and Wales College – Speaking on Culinary and Marketing

Trips:

The Business/Marketing class participated in Marketing Day at Hershey Park. The students were informed on the marketing strategies used in Hershey Park and Chocolate World.

2012-13 DVHS Course Data

Course Title	Enrollment	Sections	Avg. Class Size	#/% Passing
Business/Marketing Levels 1, 2, 3	13	1	13	13/100%
Cooperative Education	11	2	6	11/100%
Career Exploration	92	4	18	89/97%
Personal Budgeting and Finance	51	2	26	49/96%
Accounting I	18	1	18	18/100%
International Business	22	1	22	22/100%
College Accounting	4	1	4	4/100%
Introduction to Business	41	2	20	41/100%
Web Development	31	2	15	29/94%
Computer Literacy I	88	5	16	84/95%
Introduction to Cyberskills	28	1	28	26/93%
Desktop Publishing	18	1	18	18/100%
Business Law	24	1	24	24/100%
Computer Literacy II	33	2	16	31/94%

2012-13 DVHS Testing Data

Name of Test	# of Exams Given	#/% Passing	% Passing Last Year
NOCTI	4	3/75%	n/a

Links:

[DVHS Course Selection Guide p. 11](#)

Career and Technical Education

Mark Toussaint, Chair

Highlights

- New equipment, Coats APX90 Tire Machine, Hospital Beds, iPads and Cart,
- Alto Shamm Hold & Heat Oven
Staff, Liza Peerboom

Student, State competitions

1. Occupational Health & Safety – Silver Medal
2. Industrial Motor Control – Bronze Medal
3. Chapter Display – Bronze Medal

- Guest speakers, trips, innovative programs
Automotive – Steve Gillette, Michael Law, Tom Banks

Early Childhood –

- Pediatric 1st Aid certification from North Hampton Community College
- “Good Touch Bad Touch” from Safe Haven
- Confidentiality in Education



2012-13 DVHS Course Data

Course Title	Enrollment	Sections	Avg. Class Size	#/% Passing
Early Childhood Ed 1	36	3	18	35/97%
Building Construction	39	3	20	39/100%
Automotive Mechanics	54	3	27	54/100%
Food Service	40	3	20	37/98.8
Electrical Occupation	28	3	14	27/96.5%
Marketing & Business	11	1	11	10/91%
Health Occupation	43	3	21	42/98%

2012-13 DVHS Testing Data

Name of Test	# of Exams Given	#/% Passing	% Passing Last Year
NOCTI	49	33/	n/a
PA State Inspection	5	2/40%	6/60%

Links: [DVHS Course Selection Guide Career Technology p. 45](#)

English

Jacqueline Weston, Chair

Highlights

- **Staff**

- The English department welcomed Brian Blaum as our administrative leader. Under his tutelage the department has made great strides in Keystone preparation, curriculum revision, common assessments and course alignment. We are already making plans to move the team forward next year.
- After many years of dedicated service, our beloved Kathy Pauling has retired. We are all replaceable, but it is certainly harder to replace some people. Kathy will be missed in many ways.
- Erica DiMarzio spoke at the 2012 Annual Convention for The National Council of Teachers of English (NCTE). She presented during the panel, "FIRE UP WRITING! IDEAS TO SPARK STUDENTS' IMAGINATIONS." An excerpt from the description of this session in the convention's program reads: "The 'mid-teen experience' fires up students' interests in connecting writing and literature, returns creative and narrative writing to test-driven curricula, and results in peer reviewed student anthologies. We illustrate high-interest, multi-modal, and innovative ways to spark students' writing, critical analysis, and publishing through internet memes and other innovative methods. Handouts and time for discussion provided."
- Jackie Weston continued to work as a member of the Lesson Plan Vetting Committee with PDE and was asked to return again this summer to Harrisburg in August sit on the Keystone Item Review Committee.
- Leslie Lordi's Combo 11 class, a regular level English course, was 100% proficient on the very first administration of the Keystone exam this past winter.

- **Awards and Competitions**

- **Word War** – The ninth and tenth grade annual vocabulary Word War competitions were held on Monday, June 10. The sophomore competition took place in the morning, and the freshman competition took place in the afternoon. Word Warriors were selected from English classes in both grades. The intense competitions included rounds of parts of speech, spelling, definitions, synonyms, and antonyms. The winner of each word war received an award and a celebration for his/her class. Also, the teacher of the winning student took possession of the Word War trophy for the next school year.
 - **Skyler Drew** from Crystal Wummer's class– 1st place at sophomore competition
 - **Jan "Izzy" Secular** from Jackie Weston's class – 1st place at freshman competition
- **Reading Team** – In the words of Joseph Brodsky: "There are worse crimes than burning books. One of them is not reading them." The Delaware Valley Reading Teams give the opportunity of encountering new books to students. Each team of approximately ten students is faced with the task of reading 45 books, ranging

from *The Great Gatsby* to *The Scorpio Races*, and competing against other schools in a competition sponsored by the Colonial IU. Two teams from Delaware Valley High School participated in the Colonial IU Reading Olympics in April. Ms. DiMarzio's team tied for third place in the competition, winning signed copies of *Beauty Queens* by Libba Bray. In addition, this was the first year that Delaware Valley school district had middle school teams as well.

- **Rotary Club Essay Contest** – A number of our students participated in the Milford-Matamoras Rotary Club Essay Contest. Students developed essays in accordance with the following prompt: “An enthusiastic role model can change lives. ‘Describe your personal role model and how they influence you to make a difference in your community.’” The first-place essay advanced to the regional competition and the top three receive monetary prizes. This year’s Rotary Essay Winners were:
 - First place: **Alyssa Martinez** • Second place: **Jillian Baker**
 - Third place: **Kyle Clark** • Fourth place: **Ashley Grant**
 - Fifth place: **Erin McNeeley**
- **Journalism Awards** - The Student Keystone Press Awards contest recognizes high school and college journalism that provides relevance, integrity and initiative in serving readers. Any student at any public, private or parochial Pennsylvania high school, college or university who has had his or her material published in the school newspaper may enter the contest. The Student Keystone Press award winners were honored at a luncheon on April 10 in Hershey, Pa. The Del.Aware’s own **Valerie Lannon** won 3rd place in the state for her TV review on “Chicago Fire.” Also, the Del.Aware staff accepted a 2nd place award in the design and layout category with their centerspread design “Swap the Snacks.” This centerspread was designed by DV alumna **Aoife Dowd**.
- **Pike County Courier Children’s Edition** - This year, four students’ book reviews were published in the Pike County Courier’s Children’s Edition. The books reviewed ranged from perennial favorites such as *Stargirl* and *The Hunger Games* to *Unbroken*, the contemporary classic of adversity and resilience by Laura Hillenbrand. **Natalie Ward, Vanessa Paolella, Brittany Mross, and Dalton Hines** from DDMS had their reviews published.
- **Brown Book Award** – This award, which includes an automatic interview at Brown University, is given to the junior with the most highly developed verbal and written communication skills. **Elena Eschleman** received the award this year.
- **English Proficiency Award** – This award goes to the strongest senior English student. Department members donate money to give the student a monetary award. This year’s award went to **Dominique Marcial**.
- **National PTA Reflections** – This competition’s theme was “The Magic of a Moment.”
 - The following seventh grade students from DDMS were winners in the Literature category at the Local Level: **Browen Yoncak, Carlos Serrano, Hailey Kormann, Kaiya Destefano, Julia Steele**.

also includes an open mic, bongo drums for accompanying the poetry readings, and, of course, refreshments. A good time is had by all; these activities serve as a whimsical and much-needed release from the rigors of the PSSA testing that students have just completed.

- **Eighth Grade Holocaust Unit** – This was the third year using the College Board’s SpringBoard Pre-AP Program, with its emphasis on a framework of collaboration, metacognition, and shared inquiry using explicit strategies to improve reading, writing, speaking and listening skills. The team of teachers continued to expand the use of nonfiction, both with stand-alone texts and with supplementary text sets.
 - The culmination of this instructional framework is clear in the fourth quarter in-depth study of the Holocaust. After researching and sharing important background information, students are placed in academic book clubs, or Literature Circles, where they read and discuss personal narratives written by Holocaust survivors. These discussions are structured around five role assignments: the Reporter, who prepares a summary of the reading assignment to start the discussion; the Discussion Leader, who prepares questions to “seed” the discussion; the Diction Detective, who selects powerful quotes from the reading assignment; the Bridge Builder, who identifies connections between the text and other texts, personal experiences, and real world situations; and the Artist, who creates some sort of visual image of an important incident from the reading assignment. Since the Literature Circles meet five times and discuss a different portion of the text each time, each group member has the opportunity to play all five roles. In addition to their role assignments, students complete dialectical journal pages before each discussion, selecting and commenting on powerful passages from the reading assignment. At the end of each discussion, they rotate these pages within the Circle and respond to each other’s comments; students find this activity especially meaningful. After the final book discussion, students remain in their Literature Circles and work together to create a multi-genre project based on their reading and study of the Holocaust. Each group chooses one of three categories: a family album, a poetry anthology, or an underground newspaper; students then work within the conventions and formats of genres from the category to assemble a binder that includes a cohesive title page, visual and print pieces that reflect the group’s book and its historical period, and a one-page reflection from each group member on all aspects of the unit. Finally, the projects are shared and celebrated using a Feedback Carousel, during which students have an opportunity to peruse and respond to their peers’ work, leaving comments on colorful “sticky notes” in three categories: Applause, Questions, and Suggestions.

- **Performance of Greek Myths** – After selecting their stories, students in Carmel Kratz’s class had to write out a script version as a group, get it approved, bring in props, costumes, etc. They were hilarious!
- **Memoir Project** –Erica DiMarzio’s tenth graders did a project in which they read Memoirs of their choice from the curriculum. In conjunction with this, students read and analyzed essays from the NPR series, *This I Believe*. Students analyzed and annotated these for elements such as main idea, author’s purpose, and effective writing. They were also required to make a personal connection to each one. Students then had to create their own essays modeled after the *This I Believe* essays. The requirements were very similar to those put forth by the original series: students had to write a short (500 word) essay in which they explored and expressed their core principles and beliefs or their most closely held convictions. They had to remember to frame their beliefs in positive terms and employ elements of effective writing modeled by the essays read in class. After they were graded, students had to submit anonymous versions to be included in an anthology that contained the essays of students in both of Ms. DiMarzio’s classes. They had to organize and critically analyze the work of their peers before binding the anthologies and writing an introduction to the work as a whole and section headings describing an exemplar in each section.
- **Combo Short Stories** – Combo 9 students wrote their own original short stories from the perspective of immigrants coming to the United States. Each group of students focused on a different immigrant group. Their stories followed Freytag’s Pyramid and included various literary elements. In addition, the stories, works of historical fiction, had to include historically accurate references, dialect, etc. The kids had a tremendous amount of fun with this creative assessment.
- **Combo Debates** – The annual debates of the Combined English/History program (grades 9-11) were once again a success. In an attempt to put forth the most convincing argument, students wrote persuasive speeches and thought provoking questions. During the debates, students faced global issues in an attempt to better understand the world in which they reside. They also worked on speaking and listening skills as addressed by the PA Common Core.
- **Combo Picnic** – To celebrate a year of hard work and dedication and to highlight camaraderie, the cornerstone of the Combo experience, the Combo teachers organize a picnic at the end of each school year for the Combo students in grades 9-11 and our twelfth grade alumni. It is an opportunity to come together, share memories, and build our team for the future. This year’s highlights included individual student awards that focused on the personalities and contributions of our kids.
- **Guest Speaker** – Jessie O’Brien set up an author chat with Edward Bloor, the author of our 7th grade SpringBoard novel *Tangerine*. All seventh grade students attended the live chat and were able to ask questions. It was awesome!
- **Giving Back**
 - **Combo 11**

- Alex's Lemonade – The junior Combo class sold lemonade again this year to raise money to help fight childhood cancer.
- Joy to the World – Each year Combo 11 bakes cookies after school and takes a trip to the elderly home adjacent to the HS. Their selfless gesture brings joy and warmth during the holiday season.
- **Combo 10**
 - The Water Project – The sophomore class organized a DVHS talent show to raise money to help provide clean water for poverty stricken areas in Africa. It was a wonderful afternoon of comedy, song and dance for a great cause.



DVMS Author Chat
Submitted by Jessie O'Brien



Journalism II – Annual trip to the
Times Herald Record for seniors



Journalism II – Award
Valerie Lannon

Poem in Your Pocket Photos
Submitted by Carmel Kratz



Mythology Presentations
Submitted by Carmel Kratz



Feedback Carousel Photos from the Holocaust Unit
Submitted by Nancy Schoenleber



2012-13 DVHS Course Data

Course Title	Enrollment	Sections	Avg. Class Size	#/% Passing
English 9	221	9	24.5	202/91% (*plus 1 incomplete)
Advanced English 9	95	5	19	95/100%
Concepts of English 9	32	2	16	31/97%
Combined English/History 9	29	1	29	29/100%
English 10	209	8	26	196/94%
Advanced English 10	120	5	24	120/100%
Concepts of English 10	52	3	17	43/83%
Combined English/History 10	26	1	26	26/100%
American Literature	227	11	21	209/92%
Advanced American Literature	49	2	24.5	49/100%
Concepts of American Literature	47	3	16	32/68%
Combined American Literature/History 11	20	1	20	20/100%
AP Language and				

Composition	61	3	20	61/100%
English Literature	269	12	22	262/97%
Advanced English Literature	64	3	21	64/100%
Concepts of English Literature	55	3	18	55/100%
AP Literature	56	3	19	56/100%
Effective Writing – Elective	39	2	19.5	34/87%
Journalism I – Elective	34	2	17	33/97%
Journalism II – Elective	22	1	22	22/100%

*There is one incomplete due to special circumstances.

2012-13 DVHS Testing Data

Name of Test	# of Exams Given	#/% Passing	% Passing Last Year
Keystone Literacy Grade 11	494 *Some students tested twice.	344/85%	n/a
AP English Lit	55	42/76%	69%
AP English Composition	62	47/76%	84%

2012-13 DVMS Course Data

Course Title	Enrollment	Sections	Avg. Class Size	#/% Passing
English 7	107	4	27	106/99%
Advanced English 7	69	3	23	69/100%
Reading 7 (Remedial)	34	3	11	34/100%
English 8	70	5	14	70/100%
Advanced English 8	96	4	24	96/100%
Reading 8 (Remedial)	35	3	12	35/100%

2012-13 DVMS Testing Data

Name of Test	# of Exams Given	#/% Passing	% Passing Last Year
Grade 7 PSSA Reading	184	167/90.76%	93.4%
Grade 8 PSSA Reading	193	175/90.67%	91.6%
Grade 8 PSSA Writing	193	174/90.15%	89.9%

2012-13 DDMS Course Data

Course Title	Enrollment	Sections	Avg. Class Size	#/% Passing
Language Arts/ Reading 6	145	6	24	145/100%
Advanced LA/ Reading 6	56	2	28	56/100%
English 7	162	6	27	160/99%

Advanced English 7	64	3	21	64/100%
Reading 7 (Remedial)	45	2	22.5	45/100%
English 8	140	7	20	133/95%
Advanced English 8	58	3	19	58/100%
Reading 8 (Remedial)	16	2	8	16/100%

2012-13 DDMS Testing Data

Name of Test	# of Exams Given	#/% Passing	% Passing Last Year
Grade 6 PSSA Reading	208	175/84%	79.9%
Grade 7 PSSA Reading	224	185/82.5%	84.2%
Grade 8 PSSA Reading	202	177/87.5%	92.7%
Grade 8 PSSA Writing	199	149/74.8%	55.4%

Links:

[DVHS Course Selection Guide 2012-2013 –](#)

- English Offerings – page 19
- Interdisciplinary Offerings – page 25

MS Course Selection Guide 2012-2013

- [DDMS – English Offerings – page 1](#)
- [DVMS – English Offerings – page 1](#)

Family and Consumer Sciences

Beth Pavinich, Chair

Highlights

- Intermediate Foods and Gourmet Foods Classes prepared food for Veterans Dinner- November 2012
- Intermediate Foods and Gourmet Foods Classes prepared food for Senior Citizens Dinner- May 2013
- Guest Speaker, Tricia Woerner, from the Culinary Institute spoke to Intermediate and Gourmet Foods Classes-October 2012
- Speaker from Safe Haven spoke to Parenting Skills classes about:
 - Appropriate and inappropriate touching
 - Types Of Abuse
 - Available Resources

2012-13 DVHS Course Data

Course Title	Enrollment	Sections	Avg. Class Size	#/% Passing
Intermediate Foods A	224	10	22	223/99%
Intermediate Food B	176	9	20	176/100%
Gourmet Foods	212	7	30	209/99%
Housing and Design	38	2	24	36/95%
9 Grade FACS	354	17	21	353/99%
Parenting Skills	91	4	23	84/92%

2012-13 DVMS Course Data

Course Title	Enrollment	Sections	Avg. Class Size	#/% Passing
7 th Grade FACS	178	8	22	178/100 %
8 th Grade FACS	81	4	20	81/100 %

2012-13 DDMS Course Data

Course Title	Enrollment	Sections	Avg. Class Size	#/% Passing
7 th Grade FACS	211	11	19	211/100%
8 th Grade FACS	126	8	16	126/100%

Links:

[DVHS Course Selection Guide p. 23](#)

[DVMS Course Selection Guide p. 11 and 13](#)

[DDMS Course Selection Guide p. 12 and 14](#)

Guidance

Wanda Holtzer, Chair

A. STUDENT PROGRAM DATA – POST SECONDARY PLANS

Class	Graduates	2 and 4 year College/University	Other Education	Employment	Military	Other
Class of 2013	459	354	30	49	24	2
Class of 2012	416	364	9	19	24	0
Class of 2011	437	352	19	24	37	0

The Delaware Valley High School Guidance Department continues to have an ongoing commitment to building relationships with various colleges and programs of post-secondary education. Admissions representatives visit the high school in the fall and spring to meet with seniors and juniors to aid our students in the college exploration process. An Instant Admit Day was held with East Stroudsburg University, for the third year, where 49 students participated in the process. A Senior Parent Financial Aid Night and Junior Parent Informational Night were held to assist parents and students in the financial aid and college admission process.

B. STUDENT PROGRAM DATA – DISTRICT DROPOUT RATE

Year	Delaware Valley High School
2011-2012	0.81%
2010-2011	1.05%
2009-2010	0.48%

Students withdraw and become a part of the statistics; some re-

register at a later time and complete their graduation requirements. Others chose to take the GED exam to complete their education requirements.

GUIDANCE HIGHLIGHTS

- The elementary counselors provide guidance classes to students in Kindergarten through Fifth grade. Topics covered include Caring, Sharing and Respect; Good Manners, Telling the Truth, and Working Together; Self-Discipline; Bullying; and Career Choices to name a few.
- Elementary counselors participated in ESAP and IST meetings with parents to aid identified at risk students.
- Elementary counselors coordinated PSSA's at their respective schools.

- The middle school counselors coordinated PSSA's and Keystone exams for their respective schools
- Middle school counselors conducted 6th grade orientation programs for parents and students who will be entering their buildings in the fall of 2013-2014 school year.
- Middle school counselors provided and coordinated Johns Hopkins information to appropriate students and parents.
- Middle school counselors conducted a Career Day for all 8th graders. Speakers were arranged, students surveyed and session meeting times were setup to assure all students met with a variety of speakers within their interest area. The DVMS Career Day was recognized by Pennsylvania State House of Representative Michael T. Peifer as a stellar program to shed light on the many possibilities available to students in their future.
- Middle and high school counselors participate in SAP and conduct interventions with students and parents.
- Our school social worker participated and completed Truancy Elimination Program for middle school students.
- The school social worker worked in coordination with the counselors, administrators, community agencies, students and parents on all aspects of assisting to promote academic success, open communication and resources within and outside the school.
- Individual and group counseling was provided to decrease academic distractions and promote better coping skills as well as choices that would enhance daily living by our school social worker at the middle school and high school level. Some of the groups included grief group; Girls self-esteem and Motivating for Success to promote better study habits and awareness of personal responsibility for good and bad grades.
- The high school counselors were responsible for the state wide testing for students in grades 9–12. Seniors needing to retake the PSSA were tested in the fall. Students in grades 9-11 were administered the Keystone exam in the winter and spring in the curricular areas of Algebra 1, Literature and Biology.
- All sophomores and juniors were given the PSAT/NMSQT exam in October of which eight students are continuing on in the 2014 National Merit Program, One student was named to receive consideration in the 2014 National Achievement Program and one student was named to the 2014 National Hispanic Recognition Program.

- High school counselors held a Career Day for sophomores with 25 different speakers covering 20 different careers.
- Career groups in the 9th grade level were conducted using the Harrington O'Shea Interest Inventory and the Strong Interest Inventory was utilized with the 11th grade students. High school counselors organized the administration of the ASVAB test to interested students.
- The high school guidance counselors administered 907 AP exams to students in 24 subject areas over a period of 13 days.
- High school counselors interviewed and organized students for various community leadership camps, Rotary Exchange program.
- Counselors at all levels coordinate, participate or conduct the following for their students -
 - Schedule all students (transfer and current) for classes, ensuring proper class placement.
 - Work with outside community agencies to provide for the safety and well-being of our students.
 - Maintain student files and records.
 - Conduct new student orientation.
 - Participate in IEP meetings.
 - Meet with parents, teachers, administration and students to discuss various topics.
 - Provide groups for different topics including anger management, home and family, grief and loss, self-esteem, healthy relationships, changing families, academic success, transition and coping skills.
 - Coordinate Chapter 15s and Gifted IEPs for students.
 - Work with teachers, parents and students in assisting at risk students.
 - Organize and monitor homebound instruction.
 - Provide individual counseling, peer mediation
 - Coordinate with counselors of all schools for incoming students and needs of specific students.



HEALTH & PHYSICAL EDUCATION K-12

Dolores Brennan Cairl, Chair



ELEMENTARY HEALTH & PHYSICAL EDUCATION

DINGMAN DELAWARE PRIMARY SCHOOL

Highlights:

- Mr. Klein and Mrs. Donnelly have been incorporating Language Arts and Mathematics into the Physical Education classes through the Action Based Learning activities.
- Mr. Klein and some of his colleagues facilitated an intramural basketball program after school during the winter months. There were 33 participants.
- The Physical Education staff works with the Student Council to organize a Jump Rope for Heart event to raise money for the American Heart Association.
- Mr. Klein and Mrs. Donnelly organized field days for Kindergarten, First and Second grades which consisted of a variety of games and water activities.

2012-13 DDPS Course Data

Course Title	Enrollment	Sections	Avg. Class Size	#/% Passing
PE-K	156	7	23	156/100%
PE-1	178	7	25	178/100%
PE-2	167	7	24	167/100%

Course Title	Enrollment	Sections	Avg. Class Size	#/% Passing
HE-K	156	7	23	156/100%
HE-1	178	7	25	178/100%
HE-2	167	7	24	167/100%

Skills Assessed:

Kindergarten: Rolling, Dribbling(Basketball and Soccer), Jump Rope, Balancing and Landing, Striking without an implement.

First Grade: Tossing, Trapping (soccer), Dribbling (Basketball), Jump Rope, Balancing and Landing, Striking without an implement.

Second Grade: Striking with an implement, Balancing and Landing, Jump Rope, Passing (soccer), Throwing, Pivoting (Basketball)

DINGMAN DELAWARE ELEMENTARY SCHOOL**Highlights:**

- Jump Rope Challenge-all grades
- Jump Rope for Heart-all grades
- Intramurals-all grades-170 students (January – May) 45 minutes before school starts
- Ski Club-5th grade-16 students
- Hiking Club-all grades-48 students
- Field Days-all grades-50 yard dash competition for all grades (fastest boy and girl in each grade)
- Kris Holtzer's 3 on 3 basketball tournament
- Rotary Hoop contest

2012-13 DDES Course Data

Course Title	Enrollment	Sections	Avg. Class Size	#/% Passing
3rd Grade PE	183	7	26	100%
4 th Grade PE	197	8	25	100%
5 th Grade PE	207	8	26	100%

Skills Testing:

- Basketball-dribbling, passing, shooting, defensive positioning
- Football-throwing, catching, pass patterns, hand off, running plays
- Striking-repetition
- Soccer-trapping, passing (dribbling, throw in)
- Hockey-(dribbles, receives/controls, passing)

- Jump Rope-(patterns, rhythms)

DELAWARE VALLEY ELEMENTARY SCHOOL

Highlights:

- .All grades participated in a school-wide Field Day event. A competition was held to find the fastest student in each grade. During field day, students enjoyed the bouncy house and the staff took turns in the dunk tank.
- Units included Cooperation Activities, Soccer, Dance, Football, Volleyball, Basketball, Bounce & Balance, Floor Hockey & Fitness.
- Students participated in the 5th & 6th 3 on 3 Basketball Tournament to benefit the basketball programs.
- 50 students took part in the after school Walking Club.
- All students took part in a Hula Hoop contest. The winner was awarded a bike which was donated by Wal-Mart. The winning student lasted 2.5 hours.
- All students took part in Jump Rope for Heart.

2012-13 DVES Course Data

Course Title	Enrollment	Sections	Avg. Class Size	#/% Passing
K-HPE	82	4	20.5	100%
First HPE	97	4	24.3	100%
Second HPE	74	3	24.6	100%
Third HPE	72	3	24	100%
Fourth HPE	83	4	20.8	100%
Fifth HPE	68	3	22.6	100%
Sixth HPE	66	3	22	100%

SHOHOLA ELEMENTARY SCHOOL

Highlights:

- Students were able to add their names to a recognition wall for mastery of age specific skills in our many different units.
- Over 100 students in 5th & 6th grades participated in a 3 on 3 Basketball Tournament (Kris Holtzer) They also had dinner.
- All grades participated in our Harvest Hoedown Dinner/Dance where students squared danced with their parents and danced to the Cha-Cha Slide, Macarena, Cotton-Eyed Joe, Gangnam Style and Cupid Shuffle.
- Over 100 students attended morning and afternoon intramurals offered to grades 4-6 for six weeks.
- 75 students in grades 3-6 participated in an afterschool Running Club
- An afterschool Fun Run was held for grades K-6

- Roller Skating, Indiana Jones and Elbow Tag were included as fitness activities at our annual Reading Incentive Sleepover for grades 3-5.
- During spirit week, a student staff basketball game is held.
- During Screen Free Week the first week of May, students participate in Maida Madness for one hour: K-2 on Tuesday, 3-4 on Wednesday and 5-6 on Thursday.
- Over 100 students participated in the Milford-Matamoras Rotary Hoop-Shoot and raised over 7,000 for local charities.

2012-13 SES Course Data

Course Title	Enrollment	Sections	Avg. class Size	Days/Week Of P.E. 30min/day	% Passing	Days/week Health 30min/day	% Passing
K-HPE	79	3	26.33	2	100	1	100
1 st -HPE	70	3	23.33	2	100	1	100
2 nd -HPE	77	4	19.25	2	100	1	100
3 rd -HPE	81	4	20.25	3	100	1	100
4 th -HPE	96	4	24	3	100	1	100
5 th -HPE	90	4	22.5	3	100	1	100
6 th -HPE	92	4	23	4	100	1	100
*Adapt PE	15+/-	1	15 +/-	3	100	**	100

*Adaptive students are counted as part of their regular class. Some adaptive students do additionally take Physical Education with their regular classroom.

**Those adaptive students that can, participate in Health class with their regular class.

DINGMAN DELAWARE MIDDLE SCHOOL

Highlights:

- The sixth grade students in Mrs. Snyder's and Mr. Holdredge's class earned 15 Minute Run Certificates for completing a 15 minute run without walking. 51 students earned the certificate.
- The sixth grade Field Day includes a variety of activities: Table Tennis, Just Dance/Zumba, Relay Races Whiffleball competition, Kickball competition and a Bucket Brigade Water Relay. Due to inclement weather this year, we did an indoor Field Day consisting of Dance, Relay Race, Just Dance/Zumba; Win, Lose or Draw competition, Carnival Challenge activities, Ping Pong Cyber Scavenger Hunt and Volleyball.
- The seventh grade Field Day activities include: Relay Races, Kickball competition, Capture the Flag competition, Dance, Zumba and Volleyball. Due to inclement weather this year, we did an indoor Field Day consisting of Dance, Relay Races, Just Dance/Zumba; Win, Lose or Draw competition and Volleyball.

- The eighth grade Field Day incorporates two major competitions with a final champion in each. They are Kickball and Volleyball. Due to inclement weather, the 8th grade had a Volleyball Tournament with a play-off round and a champion.
- The middle school staff secured a three year grant to implement Fitness Gram 10. We have received it free of charge as long as we adhere to the grant's guidelines.

2012-13 DDMS Course Data

Course Title	Enrollment	Sections	Avg. Class Size	#/% Passing
HPE 6	224	9	25	224/100%
HPE 7	228	8	28	227/99%
HPE 8	203	9	22	203/100%

2012-13 DDMS Fitness Testing Data

Name of Test	# of Exams Given	#/% Passing	% Passing Last Year
Pacer	201	121/60%	No stats from last year
Push Ups	19	12/63%	No stats from last year
5 Minute Jog	201	158/79%	No stats from last year

DELAWARE VALLEY MIDDLE SCHOOL

Highlights:

- We had a FANTASTIC FIELD DAY!!!!
- The Delaware Valley Middle School has secured a fitness grant for Fitness Gram 10 for the next three years at no cost to the district providing we follow the grant's guidelines.

2012-13 DVMS Course Data

Course Title	Enrollment	Sections	Avg. Class Size	#/% Passing
HPE 7	189	10	18.8	189/100%
HPE 8	194	8	24.1	192/98.9%

DELAWARE VALLEY HIGH SCHOOL

Highlights:

- Delaware Valley High School has secured a fitness grant for the Fitness Gram 10 for the next three years. There is no cost to the district if we adhere to the grant's guidelines.

2012-2013 DVHS Course Data

Course Title	Enrollment	Sections	Avg Class Size	#/% Passing
PE 9	344	17	20.2	341/99%
Health 9	316	16	19.8	311/98%

PE 9 & Health (block)	56	1	56	56/100%
PE 10 & DE	420	15	28	419/99%
Behind the Wheel	78	NA	NA	78/100%
PE 11 & Health	348	16	21.8	341/98%
PE 12 & Health	410	23	17.8	410/100%
Elective PE	132	23	5.7	132/100%
Career Tech PE 11	77	2	38.5	75/97%
Career Tech PE 12	54	3	18	54/100%
Adapted PE	24	4	6	NA
Athletic Training 1 & 2	65	3	22	63/97%

2012-13 DVHS FITNESS TESTING/Miss Farley (9th & 12th) and Miss Simonsen (9th)

Name of Test	# of Tests Given	#/% Passing	% Passing Last Year
Push Ups	NA	69%	NA
Curls Ups	NA	83%	NA
Sit & Reach	NA	0%	NA
Mile Run	NA	33%	NA
Pacer	NA	56%	NA

2012-13 DVHS FITNESS TESTING/Mr. Donnelly and Mr. Giblin's sophomores

Name of Test	# of Tests Given	#/% Passing	% Passing Last Year
Pacer	158	51/32%	41%
Mile Run	138	41/30%	20%

2012-13 DVHS FITNESS TESTING/Miss Brennan's 3rd and 5th period freshmen

Name of Test	# of Tests Given	#/% Passing	% Passing Last Year
Push Ups	39	36/92%	NA
Curl Ups	39	35/90%	NA
Pacer	22	15/68%	NA
Mile Run	37	10/27%	NA

[DDMS Course Selection Guide](#)
[DVMS Course Selection Guide:](#)
[DVHS Course Selection Guide Page 25](#)

Library

Sharon Anderson, Chair



2012-13 Library Data K-12

Collection Data

School	Collection	Average Age	Books Per Pupil
DDPS	26,095	1994	46.5
DDES	19,486	1996	31
DVES	39,002	1995	68.42
SES	20,509	1996	32.58
DDMS	21,897	1995	32.88
DVMS	17,247	1995	44.76
DVHS	17,514	1995	10.39

Circulation Data

School	Circulation	Inter-Library Loans	Class Novels
DDPS	33,107	116	N/A
DDES	35,170	203	115 sets
DVES	43,402	213	N/A
SES	35,479	189	114 sets
DDMS*	11,219	265	N/A
DVMS*	7,600	355	5 sets
DVHS*	7,738	358	N/A

*Does not include heavy use of reference books and increased online searches

Library Usage

School	Classes for Research, in addition to regularly scheduled library classes at elementary level	Classes for book check-out/year
DDPS	N/A	432
DDES	Minimal	512
DVES	23/year	152
SES	As needed basis	910
DDMS**	370 class periods	126
DVMS**	806 class periods	66
DVHS*	642 class periods	16

*Planned/instructed-collaboration with teacher ** Many interdisciplinary

AV Usage

School	Laptop Usage	Ipad Usage
DDPS	Use as needed/not tracked	72x
DDES	N/A	110x
DVES	Use as needed/not tracked	38x
SES	Use as needed/not tracked	120x
DDMS	6715 periods	155 periods
DVMS	2722 periods	173 periods
DVHS	675 periods	313 periods

** iPads introduced during the 2012-13 year

Highlights

- The DVHS library received a much needed renovation last summer. The library was updated with new shelving, tables and chairs, circulation desk, paint and carpet.
- The 2012-2013 school year saw the addition of iPad carts to the districts' libraries for classroom usage. The students have been enthusiastically using the iPads for research, enrichment and fun!
- Boxes of books, both library and textbook, were sent to DVMS from SES and DVES in preparation for the 6th grade return to DVMS. Those books are currently being processed and will be added to the collection count for DVMS.
- DVMS library hosted several events, including: the DVMS oral spelling bee, an author chat via Skype that Miss O'Brien arranged with Edward Bloor (author of *Tangerine*), and the Scholastic Book Fair (130 books were added to the collection at no cost to the district based on the profit match).
- The DDMS library hosted two separate webinars featuring singer, Taylor Swift and author, James Patterson. Taylor Swift spoke about the effect of reading and books in her life. James Patterson spoke about his novels, his new website,

Read Kiddo Read, and the impact he hoped to make on children and young adults.

- DDMS also hosted the second round of the spelling bee, and State Police Officer Ives, who visited with the 7th grade social studies classes and spoke about how the law and the constitution affects them as minors.
- DDES and DDPS each applied for and received grants from the KinderMorgan Foundation to improve technology resources. DDES received \$5000.00 and DDPS received \$4,075.00.
- DDPS library directed and produced special event videos throughout the year, including: Bus Driver Appreciation, 2nd Grade Send-Off, Holiday Spectacular, and Special Olympics/Area P.
- The SES library staff worked cooperatively with the 4th grade team to engage in a district-wide literature program using the novel *Charlotte's Web*. They also supported the school-wide effort of the Ross Reading Challenge. The library was open as much as possible to assist the students in their goal of reaching 16, 20 and 30 million words respectively.

Mathematics

Kevin DeVizia, Chair

Highlights


- Over the course of this year, members of the Mathematics Department worked in teams on the revision of the curriculum for the majority of our students in grades 8-12. The Algebra One curriculum was revised to more closely align with State standards for Keystone testing and the Common Core State Standards. Department members also worked on the revision of the main core of other curricula to align with Common Core State Standards.
- The Math Department added apps to help students get hands-on with Algebra. The Algebra Touch app for iPads allows Pre-Algebra and Algebra students to manipulate algebraic expressions and equations to discover and better understand the concepts behind Algebra One.
- In October, three teams of ninth-graders from our **Honors Block program** were honored for their proposals for the development of former Santos Farm land for the new DVES and recreational area for Pike County. These three teams were selected from among twelve teams (a total of 58 students) who presented proposals to local environmentalists and our Superintendent of Schools, John Bell. Their proposals used statistical techniques learned in class to justify that their development would have minimal impact on the ecosystem. The three selected teams presented their proposals at a regular meeting of the Pike County Commissioners, who selected one team to present to the Delaware Valley School Board at a monthly meeting. The five students on that selected team included Karthik Ramaswamy, Sofie Lutfy, Jake Ondo, Joey Centanni, and Hannah Matthews.
- In November, thirty 7th and 8th grade DVMS students participated with Mrs. Lindsay Gonzalez in the annual **American Mathematics Competition** for grade eight. Nicolas Shi earned a first place for DVMS, while Andrew Greene and Connor Madsen tied for second place; Cindy Li and Joseph Scelba tied for fourth place. DVMS is very proud of these up-and-coming Mathematical stars!
- In December, DV welcomed back alumnus and MIT graduate, **Raymond Cheng**, a participant in the Honors Block program in Mathematics and Science. Ray spoke to all current Honors Block students about the opportunities afforded to



him because of his achievement in the Honors Block program and the skills and experiences he gained here at Delaware Valley.

- In March, three Delaware Valley High School freshmen earned State awards in the **Pennsylvania Statistics Poster Competition**. This equaled the second-greatest number of State honorees that our school has earned in a single year. Students were challenged to gather data on a topic of their choice and find a clever, creative way to represent that data graphically to justify a conclusion. The winning projects, selected by a panel of statisticians and professors to advance to the National competition, were:

- *Earthquake Occurrence vs. Climate Change* by Daniel Adams;
- *Is Global Warming Really Affecting Polar Bear Populations?* by Allison Wulfhorst



- *How Close is America to Another Great Depression?* by Meghan Kiederer.

- In April, students competed in a **Computer Programming contest at Gannon University**. The overall top award was won by DVHS senior, Richard Selneck, for a project that demonstrated a variety of programming skills, understanding of computing algorithms, creative graphical-user interfaces, and good use of technology. Richard won \$300 for his first-prize award.
- Also in April, a team of programmers from DVHS won first place in the **University of Scranton Programming Contest**. The team comprised of Anthony Handwerker, Josiah DeVizia, and Richard Selneck finished all seven tasks in the competition with an hour and a half to spare to win the contest.
- In May, Matthew Benintendo, a criminalist with the **New York City Department of Forensic Biology**, spoke with students about how he uses Mathematics, Statistics, and Biology to solve “puzzles” that help him identify suspects, victims, and more. He used examples from his own experiences to show the riveted audience how the links between Math and Biology are changing the face of Criminal Science.
- In May, 9th and 10th grade students from the Honors Block program in Mathematics and Science presented to a public audience their **year-long independent research** using Math and Science. The audience also included some invited experts, some of which were alumni of the Block program at DV who are furthering their studies in these fields, including Valerie Langberg, Statistics, Brown University; Hope DeVizia, Experimental Psychology, Kutztown

University; Matt Stewart, Biology, Juniata College; Matthew White, Applied Math and Statistics, MIT. Current students defended their work while visitors questioned them on their results.

- The Math Department hosts a **Peer-Tutoring** program from October to May, providing students who need help in any math course either individual or small group instruction under the supervision of two math teachers. Students who have demonstrated proficiency in the course tutor other students. Tutoring builds a depth of understanding of math concepts and processes as students find ways to explain and apply previously learned skills. Students who are being tutored often find it easier to understand someone their own age in a small group setting. During this school year, **more than 415 students were tutored** in this program. In May, the Math Department honored those who served in the Peer Tutoring Program with a celebration and awards presentation following the final tutoring session for the year. The following students were honored: Marina Bilello, J'smier Collins, Josiah DeVizia, Francesca Hommel, Cara Knieser, Taylor Leek, Cathy Li, Mario Marroquin, Cassandra Miller, Nicholas Miller, Kevin Oszczepinski, Dayna Schiffer, Andrew Squires, and Zoe Workstel. Honores as Math Tutor of the Year was Ramonda Giddings, a senior who has taken all of our highest-level courses including both AP Statistics and AP Calculus. Ramonda has volunteered more than thirty hours of her time to tutor students in courses from Algebra One to Academic Pre-Calculus throughout the year. Ramonda plans to study engineering at Harvey Mudd College in the fall. Special thanks go to DVHS Math faculty, Susan West, Christine Marcial, Laurie Oszczepinski, Tom Price, Joel Davis, and Jeff Krasulski for overseeing the program this year.

2012-13 DVHS Course Data

Course	Total Enrollment	Sections	Avg Class Size	Passing	Percent Passing
Algebra 1	121	5	24.2	110	90.91%
Algebra 1 Double	58	4	14.5	53	91.38%
Geometry	233	10	23.3	204	87.55%
Geometry Informal	65	4	16.25	54	83.08%
Geometry Academic	50	3	16.67	49	98.00%
Geometry Honors	56	2	28	56	100.00%
Algebra 2	60	3	20	59	98.33%
Algebra 2/Trigonometry	229	11	20.82	220	96.07%
Algebra 2/Trig Academic	78	4	19.5	78	100.00%
Algebra 2/Trig Honors	57	2	28.5	57	100.00%
Pre-calculus	162	8	20.25	153	94.44%

Pre-calculus Academic	56	3	18.67	56	100.00%
Pre-calculus Honors	43	2	21.5	43	100.00%
Calculus	124	6	20.67	117	94.35%
AP Statistics	27	2	13.5	24	88.89%
AP Calculus AB	37	2	18.5	37	100.00%
AP Calculus BC	17	1	17	17	100.00%
Intro to Programming 1A	52	4	13	49	94.23%
Intro to Programming 1B	32	2	16	30	93.75%
Programming 2	9	1	9	9	100.00%
AP Programming	3	1	3	3	100.00%
Advanced Topic	13	1	13	13	100.00%
SAT Prep	91	4	22.75	90	98.90%
Engineering 3	6	1	6	6	100.00%

2012-13 DVHS Testing Data

Name of Test	# of Exams Given	#/% Passing	% Passing Last Year
Keystone Algebra One (gr. 11)	393	268 / 68%	n/a
AP Calculus AB	36	24 / 67%	55%
AP Calculus BC	17	15 / 88%	86%
AP Statistics	27	24 / 89%	94%
AP Programming	3	3 / 100%	100%

2012-13 DVMS Course Data

Course Title	Enrollment	Sections	Avg. Class Size	#/% Passing
Math 2 (grade 7)	89	5	17.8	83 / 93.26%
Advanced Math 2 (grade 7)	70	4	17.5	69 / 98.56%
Math 3 (grade 8)	52	3	17.3	52 / 100%
Algebra One (grade 8)	74	5	14.8	74 / 100%
Advanced Algebra One (gr 8)	57	3	19.0	57 / 100%

2012-13 DVMS Testing Data

Name of Test	# of Exams Given	#/% Passing	% Passing Last Year
Grade 7 PSSA Math	184	169 / 92%	88.2%
Grade 8 PSSA Math	193	159 / 82%	87.3%
Keystone Algebra One	133	108 / 81%	N/A

2012-13 DDMS Course Data

Course Title	Enrollment	Sections	Avg. Class Size	#/% Passing
Math 1 (grade 6)	135	6	23	135
Advanced Math 1 (grade 6)	67	3	22	67
Math 2 (grade 7)	165	8	21	161
Advanced Math 2 (grade 7)	63	3	21	63

Math 3 (grade 8)	84	5	17	79
Algebra One (grade 8)	55	3	18	53
Advanced Algebra One (gr 8)	54	3	18	54

2012-13 DDMS Testing Data

Name of Test	# of Exams Given	#/% Passing	% Passing Last Year
Grade 6 PSSA Math	208	184/88.5%	80.7%
Grade 7 PSSA Math	224	208/93%	87.7%
Grade 8 PSSA Math	202	175/86.5%	84.6%
Keystone Algebra One	108	81/75%	N/A

Links:

[DVHS Course Selection Guide](#) begins on p. 27; Integrated Math/Science program begins on p. 24.

[DVMS Course Selection Guide](#) p. 3

[DDMS Course Selection Guide](#) p. 4

Music

David Swinehart, Chair



Highlights:

- Two(2) DVHS students attended PMEA All-State Ensembles (Vocal Jazz and Orchestra).
- There were over seventy(70) performances given by the student musicians of the whole school district throughout the entire school year!
- Over 150 students excellently represented DV at 22 festivals and special events this year!
- DVHS Drama Club had three(3) truly outstanding performances of “Beauty and the Beast” in the spring.

2012-13 DVHS Course Data

Course Title	Enrollment	Sections	Avg. Class Size	#/% Passing
AP Music Theory	3	1	3	3/100%
Jazz Band (Sem. 1)	24	1	24	24/100%
Jazz Band (Sem. 2)	21	1	21	21/100%
Music Performance: Grades 9-10 (Sem. 1)	143	3	50	143/100%
Music Performance: Grades 9-10 (Sem. 2)	127	3	45	127/100%
Music Performance: Grades 11-12 (Sem. 1)	88	3	30	88/100%
Music Performance: Grades 11-12 (Sem. 2)	98	3	35	98/100%
Music Theory	21	2	11	21/100%

2012-13 DVMS Course Data

Course Title	Enrollment	Sections	Avg. Class Size	#/% Passing
Band: Grades 7 & 8	80	1	80	80/100%
Chorus: Grades 7 & 8	122	1	122	122/100%
General Music: Grade 7	79	4	20	78/99%
General Music: Grade 8	81	4	20	80/99%
Orchestra Grades: 7 & 8	46	1	46	46/100%

2012-13 DDMS Course Data

Course Title	Enrollment	Sections	Avg. Class Size	#/% Passing
Band: Grade 6	40	1	40	39/99%
Band: Grades 7 & 8	48	1	48	48/100%
Chorus: Grade 6	60	1	60	60/100%
Chorus: Grades 7 & 8	94	1	94	94/100%
General Music: Grade 6	112	5	22	112/100%
General Music: Grade 7	138	7	20	137/100%
General Music: Grade 8	137	8	17	137/100%
Orchestra Grade 6	19	1	19	19/100%
Orchestra Grades 7 & 8	16	1	16	16/100%

Links:

[DVHS Course Selection Guide](#) p. 31

[DVMS Course Selection Guide](#) p. 11

[DDMS Course Selection Guide](#) pg. 18

2013 Ensemble Enrollments

DVSD 2012-2013 Music Dept. Overview video



Reading

Kathy Farley, Chair

Highlights

- DVHS-Kathy Farley facilitated fourteen hours of Professional Development for the Career and Technical Education teachers. They focused on integrating literacy skills into the CTE classroom using word walls, literacy centers, vocabulary strategies, *Performance Tracker*, *Study Island*, and *Bridges*.
- DVHS -*Critical Reading* was added to our high school courses to help students learn to read critically and to respond to constructed-response questions. This course is aligned with the PA Common Core Standards and helps prepare students for the Keystone Literature Exam.
- DVHS- The *Critical Reading* and *Literacy 1* curricula were updated to include the PA Common Core Standards. The *Literacy 2* curriculum was revised to meet the demands of the PA Common Core Standards.
- DVHS -The English Department and Reading Department held their monthly meetings together, giving teachers the opportunity to collaborate. It was a positive experience for both groups, and our students benefitted from the collaboration.
- DVMS and DDMS- *Reading 7* and *Reading 8* curricula were updated to include the PA Common Core Standards.
- DVMS-7th and 8th grade DVMS reading students had a busy year learning and applying reading strategies, preparing for and taking assessments, engaging in fluency activities, and reading both fiction and nonfiction from a wide variety of materials. Students enjoyed the 8th grade novel, *The Outsiders*, and the 7th grade novel, *Everlost*. Students in Mrs. Masker's first period class contributed to the morning announcements by reading and sharing a positive message of the week with the DVMS listening audience.
- DDMS-Mr. Irving authored a book entitled *Touch the Sky*. He invited students to write him a letter. Four 7th grade students took advantage of this opportunity, and they each received an autographed photograph of Mr. Irving. His story is truly motivating and inspirational. With hard work and a strong desire, you can accomplish your wildest dreams.



- DDES-Two Title I parent meetings, one in the fall and one in the spring, were held to inform parents about the program and to provide them with ideas to help their children at home with reading and writing.
- The DDES reading specialists held the 13th Annual Oral Reading Contest on May 24th. One student from each homeroom participated. To determine the participant, each teacher held his/her own classroom contest and chose a student based on ability to communicate author's meaning effectively, voice control, interpretation, facial expression, and overall presentation. Each student received a participation certificate, and the winners from each grade level received a trophy at the end-of-year award ceremony.
- DDES-Title I students were continuously monitored throughout the year to ensure they were receiving the best instruction based on their needs and abilities. They were regularly assessed for comprehension, fluency, and decoding skills and placed in the appropriate programs that best meet their needs. Those programs include *Sidewalks*, *Read Naturally*, *Corrective Reading*, and *FastForWord*.
- DDES-The reading incentive program, *Olympic Readers*, was held to encourage every student to read independently and to promote a love of reading. Students read books of their own choosing throughout the school year and then took the corresponding Reading Counts (RC) tests on the computer. The student from each grade level with the most RC points at the end of the year won a prize and was awarded a certificate at award ceremony.
- SES-Shohola Elementary School has a reading incentive for its students: *Reading Counts Millionaires*. Each student in grades 3-6 that reads 1,000,000 or more words was recognized at the Awards Assembly in June. Criteria for the primary grades: Second grade: 500,000 words, first grade 250,000 words and Kindergarten 10,000 words.
- SES -Shohola Elementary School implemented the *Read Live* program with first, second, and third grade students. Students have been very positive about using this program. They enjoy practicing the stories and seeing their scores increase.

- DVES-The Delaware Valley Elementary School had an exciting week in March as the students celebrated the birthday of Dr. Seuss. A special activity was designated each day. The highlight of the Seuss celebration was the cake decorating contest. Cakes were judged based on originality and parent/student involvement. Prizes were awarded for 1st, 2nd, and 3rd place, and certificates were awarded to anyone who participated. Classrooms also enjoyed decorating their doors and/or bulletin boards that illustrated their favorite Seuss character or book. Ice cream parties or free play were awarded to many of the classrooms.
- DVES -Every month, DVES celebrates authors' birthdays with movies and classroom activities.
- DVES -The DVES Title I Parent Involvement Night was April 17th. The reading staff discussed the importance of students' summer reading. Parents were provided with a variety of ideas and take home activities to encourage reading with their child. They were also provided with a variety of topics and activities through the Reading Adventures Program. Literacy bags with ideas and featured book titles were taken home to make summer reading both challenging and fun.
- *DDPS-Experience the Magic of Reading* is the spring theme for the Parent Involvement Meeting. Parents were invited to join their child and attend a magic show that correlates with a summer reading incentive and activities to prevent summer reading loss. Children were given a magic hat bag filled with magic trick cards, and a book, *P.J. Funnybunny's Bag of Tricks* (grades K and 1) or *Ready Freddy Talent Show Scaredy-Pants* (grade 2). Children who complete the summer reading incentive will have the opportunity to dress as a magician and perform a magic trick that will be televised on DDPS-TV in the fall of 2013: **READING IS MAGICAL!**



2012-13 DVHS Course Data

Course Title	Enrollment	Sections	Avg. Class Size	#/% Passing
English 9/Reading 9 (Read 180)	18	2	9	18/100%
English 10/Reading 10 (Read 180)	11	1	11	11/100%
Literacy 1	29	3	10	28/97%
Literacy 2	84	6	14	79/94%
Critical Reading 11	60	6	10	53/88%
Wilson 3	2	1	2	2/100%
SAT Prep	93	4	23	92/99%

2012-13 DVMS Course Data

Course Title	Enrollment	Sections	Avg. Class Size	#/% Passing
Reading 7	34	3	11	34/100%
Reading 8	35	3	12	35/100%

2012-13 DDMS Course Data

Course Title	Enrollment	Sections	Avg. Class Size	#/% Passing
Reading 6 (Tier 1)	201	8	23	184/100%
Reading 7	45	2	22.5	45/100%
Reading 8	16	2	8	16/100%
Wilson 2	2	1	2	2/100%
Wilson 3	10	1	10	10/100%

Links:

[DVHS Course Selection Guide 2012-2013](#) p. 24

[DVMS Course Selection Guide 2012-2013](#), p.1

[DDMS Course Selection Guides 2012-2013](#) p. 1

Remedial Reading / ESL

Remedial Reading

Number of Students Served – Remedial Reading

	2012-2013
DDPA K-2	130
DDES 3-5	146
SES K-6	94
DVES K-5	150
DDMS 6-8	73
DVMS 7-8	69
DVHS 9-12	296 Includes SAT Preparation Course

Number of Students Served – English as a Second Language

	2012-2013
DDPS K-2	3
DDES 3-5	2
SES K-6	1
DVES K-5	4
DDMS 6-8	2
DVMS 7-8	3
DVHS 9-12	3

Analyses of Remedial Reading Population Served (Students by Building)

Number Elementary Students Served

	K	1	2	3	4	5	6	Total	Percent
DDPS	40	49	41	N/A	N/A	N/A	N/A	130	26%
DDES	N/A	N/A	N/A	52	47	47	N/A	146	25%
SES	19	16	15	15	19	9	1	94	16%
DVES	32	38	20	22	26	12	N/A	150	28%

Analyses of Remedial Reading Population Served

Number of Middle School Students Served

	6	7	8	Total	Percent
DDMS	4	50	19	72	11%
DVMS	N/A	34	35	69	18%

**Analyses of Remedial Reading Population Served
Number of High School Students Served**

	9	10	11	12	Total	Percent
DVHS	46	95	154	1	296	14%

**Analyses of English Language Learner (ELL) Population Served
Number of Elementary Students Served**

	K	1	2	3	4	5	6	Total	Percent
DDPS	1	2		N/A	N/A	N/A	N/A	3	<1%
DDES	N/A	N/A	N/A		1	1	N/A	2	<1%
SES				1				1	<1%
DVES	1	2	1					4	<1%

**Analyses of ELL Population Served
Number of Middle School Students Served**

	6	7	8	Total	Percent
DDMS	2			2	<1%
DVMS	N/A	2	1	3	<1%

**Analyses of ELL Population Served
Number of High School Students Served**

	9	10	11	12	Total	Percent
DVHS	0	2	0	1	3	<1%

Analyses of Student Growth

	Number of Remedial Reading Students	Number of Students No Longer Needing Services*
	2012-2013	2013-2014
DDPS	130	52
DDES	146	64
SES	94	28
DVES	150	88

*Does not include students moving to 6th grade

**PSSA ELA Performance 2012-2013
Remedial Reading Students – Grades 3-5 (Shohola – Include Grade 6)**

Grade 3	Below Basic	Basic	Proficient	Advanced
DDES	12	9	29	2
SES	2	4	9	0
DVES	3	3	15	1

Grade 4	Below Basic	Basic	Proficient	Advanced
DDES	5	6	30	6
SES	0	2	13	4
DVES	2	4	12	8

Grade 5	Below Basic	Basic	Proficient	Advanced
DDES	12	22	13	0
SES	2	3	4	0
DVES	2	5	5	0

Grade 6	Below Basic	Basic	Proficient	Advanced
SES	1	0	0	0

**PSSA ELA Performance 2012-2013
Remedial Reading Students – Grades 6-8**

Grade 6	Below Basic	Basic	Proficient	Advanced
DDMS	0	4	0	0

Grade 7	Below Basic	Basic	Proficient	Advanced
DDMS	2	23	17	6
DVMS	1	8	19	6

Grade 8	Below Basic	Basic	Proficient	Advanced
DDMS	3	5	8	3
DVMS	6	5	12	12

**Keystone Literature Exam Performance 2012-2013
Remedial Reading Students – Grade 11**

Grade 11	Below Basic	Basic	Proficient	Advanced
DVHS	3	24	32	0

**English as a Second Language WIDA ACCESS Test 2013
Number of Students**

	Entering	Beginning	Developing	Expanding	Bridging	Reaching
DDPS	0	0	1	2	0	0
DDES	0	0	1	0	1	0
SES	0	0	1	0	0	0
DVES	0	1	1	2	0	0
DDMS	0	0	0	0	1	1
DVMS	0	0	0	0	2	1
DVHS	0	0	0	1	0	2

Reading Progress

	Number Served	Average Growth Using DIBELS
Kindergarten	91	41 sounds per minute
Total	91	41 sounds per minute

	Number Served	Average Growth Using DIBELS
Grade 1	103	11 words per minute
Grade 2	76	41 words per minute
Total	179	23.74 words per minute

	Number Served	Growth in Years/ Months Using STAR Diagnostic Reading Test
Grade 3	89	+1.05
Grade 4	92	+1.64
Grade 5	68	+1.37
Total	249	+1.17

ESL Progress

	Number Served	Growth on WIDA ACCESS Test
Kindergarten	2	+1.15
Grade 1	4	+1.63
Grade 2	1	+0.8
Grade 3	1	+1.2
Grade 4	1	+1.9
Grade 5	1	+0.4
Grade 6	2	+1.3
Grade 7	2	+0.45
Grade 8	1	+1.4
Grade 9	0	N/A
Grade 10	2	+ 1.75
Grade 11	0	N/A
Grade 12	1	-0.2

Science

Elizabeth Watson, Chair

Highlights

- This year's **Environthon** competition was held at the PPL Environmental Learning Center. Jennifer Henderson was the DVHS coach. Our students worked in teams of five and were tested in five different environmental categories: Forestry, Soils, Wildlife and Aquatics. This year's current event issue was Grazing and Pasture Management. Our teams competed in each category against both Pike and Wayne county schools. This year our Wildlife Warriors team of Kristen DeVilliers, Kyla Dewey, Shane Boyer, Grace Lutfy, and Madison Metzger won 3rd prize overall in the competition. This is the highest Delaware Valley has ever placed in the event to my knowledge.



- Heather Reitmeyer, Maisha Shamim, Ramonda Giddings, Yakira Mirabito, Annmarie Mullen, and Shauna-Mari Samuel represented Delaware Valley High School at the **Tenth Annual Women of Science Competition** in Bedford Massachusetts on December 8, 2012. The competition consisted of events involving Biology, Chemistry, Engineering, Environmental Science, Math, and Physics. The young ladies designed and constructed machines for throwing hacky sacks at a target. Twenty nine teams participated in the competition and Delaware Valley's two teams placed 7th and 18th overall.
- **Gannon University Programming Competition** is an online competition which allows students to create a computer program of their choice. The students get to work on their computer programs for three months before a submission deadline in February 2013. Students from all over the northeast region of the country participate in this event. Richard Selneck, a Delaware Valley Senior, placed first in this year's competition and received a \$300 scholarship.

- **Bloomsburg University High School Programming Competition** was held on April 23, 2013. The participants, Richard Selneck, Anthony Handwerker, and Gaeron Friedericks, had three hours to complete ten different computer programs. Delaware Valley High School placed 3rd finishing only 14 minutes after the 1st place team. Delaware Valley was 1 of only 5 teams to finish all ten programs out of a total of 48. Each student on the team received a 16 GB flash drive.
- Richard Selneck, Anthony Handwerker, and Josiah Devizia, Delaware Valley High School Students, participated a **computer programming competition at the University of Scranton** on April 5, 2013. Contestants had four hours to complete seven programs. Delaware Valley's team finished in first place, completing all seven programs with an hour and a half to spare. Each student on the team received a \$500 scholarship to the University of Scranton.
- Yakaria Mirabito, Kate Hammond, Victor Naturale, Erik Decker, Ramonda Giddings, Annmarie Mullen and Like Riexinger, Delaware Valley Senior Science Research Seminar students were accepted by the **Pennsylvania Junior Science and Humanities Symposium** this year. Participants have to submit a scientific paper to the judges for evaluation and possible acceptance. The students that are accepted are invited to present at the Symposium in mid-March. DV students presented in the Life Science and Engineering categories. During the two day Symposium our students were able to interact with neuroscience graduate students from the new millennium science center at Penn State. Erik Decker was awarded second place in the engineering category in the state and is an alternate for the National Symposium. Mrs. Martin, Delaware Valley research seminar teacher, was given a cash award of five hundred dollars for being the most supportive teacher of high school research in Pennsylvania
- On February 21 Mr. Robert Curtis took two teams to the **Pennsylvania East Design Challenge** at Forest City High School. The DVHS Principles of Engineering team, consisting of Jacob Ahner, Phil Plotkin, Stephanie Marcucci, and Matt Mastrelli, brought home the "Best Design" Award. The competition required teams to design a device to lift water from a container on the floor to a container on the table using only some simple materials supplied to them.
- On May 24 Kirstin Blancato visited Mr. Curtis's and Mr. Rhule's Physics and Mrs. Martin's Honors Chemistry classes to speak about her studies in **astrophysics at Wellesley College** in Boston, Massachusetts. She is currently doing research at Kitt Peak Observatory in Arizona on galactic collisions.
- On October 26, 2012, Mr. Curtis' Principles of Engineering class was able to tour the **Bowline Generating Facility** operated by GenOn in West Haverstraw, New York as part of their study of the different energy sources currently used in our country. The Bowline facility generates electricity for Orange and Rockland Utilities which includes Pike County Light & Power. Mr. Chris Buermeyer, Operations and Maintenance Manager for the Bowline Facility, and Mr. Sussman Patel, Engineer for Orange and Rockland Utilities, conducted an extensive tour of the facility while discussing the engineering details behind the facility with the DVHS engineering students. Mr. Barry Short of Orange and Rockland Utilities was also instrumental in setting up the tour. The students were amazed at the

size and complexity of the mechanical and electrical systems at the power plant and had a great time at the facility. They also enjoyed a great pizza lunch and free hats and shirts courtesy of GenOn.

2012-13 DVHS Course Data

Course Title	Enrollment	Sections	Avg. Class Size	#/% Passing
Concepts Science 9	42	2	21	39/93%
Science 9	233	9	25	220/94%
Concepts Biology	46	3	15	44/97%
Biology	242	10	24	236/98%
Academic Biology	67	3	22	1/98.5%
Honors Biology	56	2	28	56/100%
AP Biology	65	3	22	63/97%
Chemistry	186	9	21	181/97%
Honors Chemistry	57	2	28	57/100%
AP Chemistry	13	1	13	12/92%
Physics	103	5	21	103/100%
Honors Physics	39	2	19	38/97%
AP Physics	15	1	15	14/93%
Concepts Environmental Science	47	3	16	41/87%
Environmental Science	171	8	21	154/90%
AP Environmental Science	75	4	19	75/100%
Forensics A	71	3	24	0/100%
Forensics B	59	3	20	0/100%
Anatomy and Physiology	159	7	23	153/96%
Resource 11 th Science	5	1	5	5/100%
Resource 9 th Science	4	1	4	4/100%
ES Science	6	1	6	6/100%

2012-13 DVHS Testing Data

Name of Test	# of Exams Given	#/% Passing	% Passing Last Year
Keystone Biology	601	297/49%	N/A
AP Biology	62	56/90%	90%
AP Chemistry	10	5/50%	63%
AP Physics Mechanics	15	7/47%	88%
AP Electricity and Magnetism	15	10/67%	100%
AP Environmental	75	46/61%	79%

2012-13 DVMS Course Data

Course Title	Enrollment	Sections	Avg. Class Size	#/% Passing
General Science 7	179	8	22	175/98%

General Science 8	118	6	20	118/100%
Honors Science 8	72	3	24	72/100%

2012-13 DVMS Testing Data

Name of Test	# of Exams Given	#/% Passing	% Passing Last Year
PSSA Science 8	194	147/76%	84%

2012-13 DDMS Course Data

Course Title	Enrollment	Sections	Avg. Class Size	#/% Passing
General Science 7	225	9	25	99%
General Science 8	151	7	22	99%
Honors Science 8	50	2	25	100%

2012-13 DDMS Testing Data

Name of Test	# of Exams Given	#/% Passing	% Passing Last Year
PSSA Science 8	202	65%	70%

Links:

[DVHS Course Selection Guide](#)

[DVMS Course Selection Guide:](#)

[DDMS Course Selection Guide](#)



Social Studies

Thomas Schaffer, Chair

Highlights

- The Social Studies department received 30 I-Pads this year. Funding for these I-Pads came through a generous anonymous donation and matching funds from the technology department.
- Superintendent John Bell spoke to Sociology classes on the workings of bureaucracies.
- Director of Elementary Education Peg Schaffer explained and described the "Glass Ceiling" to the Sociology classes.
- Two Introduction to Entrepreneurship students participated in an Entrepreneurship Competition involving 16 teams and had their idea/concept voted as the idea the competitors would be most willing to invest their money.
- Two businessmen, Mr. Noto and Mr. Teeple, presented a slide show depicting the cultural practices in China and also spoke to 7th grade Social Studies students about their frequent business travel experiences to China.
- Pennsylvania State Police Detective Ives visited DDMS students to discuss and explain scenarios specifically regarding the 1st, 2nd and 4th amendments.
- DV School Board member Zach Pearce delivered a lecture/discussion on Political Violence and Terrorism to the AP World and AP Government classes. The discussion centered on Afghanistan and conditions which allowed for political violent behavior to grow.
- In both semesters, students enrolled in Sociology classes went on a field trip to the Pike County Correctional Facility in Blooming Grove.
- AP Government students participated in a Skype chat with Peter Sagal, host of NPR's award-winning show, "Wait Wait ...Don't Tell Me!" as well as the recent "Constitution USA" series on PBS.
- Peace Studies students had numerous speakers discuss a variety of topics including Dr. Evers lecture on the Holocaust. Throughout the course alumni presented information on race and stereotype, tolerance, inner peace, the treatment of women, and volunteerism.
- Dr. Steve Lem, Professor of Political Science at Kutztown University of Pennsylvania spoke with AP Government and AP US History students on the 2012 election. He discussed important issues of the election; such as Health Care insurance, the influence of the media in the election, along with the strategy on winning the important swing states.
- The Model United Nations team won six Superior Delegates awards, two Superior Delegation awards, and an award for the Most Accurate Representation of a Country (Israel) at a competition at Lock Haven University

2012-13 DVHS Course Data

Course Title	Enrollment	Sections	Avg. Class Size	#/% Passing
7 - Civics and Government	249	11	22.6	245, 98.3%
7 Adv. Civics and Government	144	6	24	144, 100%
8 – American Studies	255	11	23.2	249, 97.6%
8 Adv. American Studies	140	6	23.3	140, 100%
Concepts American Studies 9	39	2	19.5	35, 89.7%
American Studies 9	193	7	27.6	167, 86.5%
Integrated American Studies /English 9	29	1	29	29, 100%
Adv. American Studies 9	142	6	23.7	142, 100%
Concepts World Studies 10	22	1	22	22, 100%
World Studies CP 10	135	5	27	130, 96.3%
Integrated World Studies /English 10	26	1	26	25, 96.2%
AP World History 10	142	6	23.7	142, 100%
Concepts Amer. Govt. 11	57	3	19	56, 98.2%
American Government 11	213	8	26.6	202, 94.8%
Concepts Economics 11	48	3	16	45, 93.8%
Economics 11	217	8	27.1	212, 97.7%
Integrated American Government and Economics/English 11	20	1	20	20, 100%
Concepts Geography 12	43	2	21.5	43, 100%
Peace Studies	298	12	24.8	295, 99%
Psychology	231	9	25.7	222, 96.1%
Intro to Entrepreneurship	51	2	25.5	49, 96%
Sociology	250	9	27.8	239, 95.6%
Geography	83	3	27.6	81, 97.6%
History through Media	143	5	28.6	138, 96.5%
AP Comparative Government and Politics	22	1	22	22, 100%
AP European History	42	2	21	42, 100%
AP Microeconomics / Macroeconomics	55	2	27.5	55, 100%
AP Psychology	129	5	25.8	129, 100%
AP United States Government and Politics	82	4	20.5	82, 100%
AP United States History	54	3	18	54, 100%

2012-13 AP Data

Name of Test	# of Exams Given	#/% Passing	#, % Passing Last Year
AP World History	138	68/49%	67, 67%
AP Comparative Government and Politics	22	20/91%	18, 95%
AP European History	40	23/56%	60, 77%

AP Microeconomics / Macroeconomics	13 48	3/23% 17/50%	8, 47% 2, 40%
AP Psychology	117	78/67%	-----
AP United States Government and Politics	78	55/71%	69, 72%
AP United States History	51	22/43%	21, 39%

Links:

[DVHS Course Selection Guide](#) p. 38

[DVMS Course Selection Guide](#), p.5-6

[DDMS Course Selection Guide](#) p. 6-8

Technology Education

Ed Uhler, Chair

Highlights

- **MS** PLTW (Project Lead the Way) - 1st place award at Forest City High School competition

2012-13 DVHS Course Data

Course Title	Enrollment	Sections	Avg. Class Size	#/% Passing
Auto CADD 1	55	3	18.3	50/91%
Auto CADD 2	27	2	13.5	21/78%
Auto CADD 3/Adv. Apps	10	1	10	10/100%
Intro. To Tech.	109	5	21.8	100/92%
Tech. Systems	66	3	22	46/70%
Manu. Tech.	29	2	14.5	29/100%

2012-13 DVMS Course Data

Course Title	Enrollment	Sections	Avg. Class Size	#/% Passing
PLTW Grade 7	78	4	19.5	73/94%
PLTW Grade 8	191	8	24	186/97%

2012-13 DDMS Course Data

Course Title	Enrollment	Sections	Avg. Class Size	#/% Passing
PLTW Grade 7	148	8	18.5	146/99%
PLTW Grade 8	205	11	18.6	201/98%

Links:

[DVHS Course Selection Guide](#) p. 43

[DVMS Course Selection Guide](#) p. 11 & 14

[DDMS Course Selection Guide](#) p. 13 & 15

World Languages

Gary Cotroneo, Chair

Highlights

- DVHS computer lab room B4 will be converted into a department language lab beginning in the 2013-2014 school year
- Three French students (Kyle Clark, Taryn Ficken, and Rachel Smith) and one Spanish student (Heather Reitmeyer) participated in Immersion Day at Marywood University on October 11, 2012
- Each year, Level 5 and Advanced Placement French students participate in the “Grand Concours”, also known as the National French Contest sponsored by the American Association of Teachers of French and the Advanced Placement Spanish students participate in the National Spanish Contest sponsored by the American Association of Teachers of Spanish and Portuguese. National French Contest winners for the Northeast Region are: Colleen Kitchen, 1st place award, and she also placed 9th at the national level; Sean Prudhoe, 3rd place; and Dominique Marcial 4th place. The following students also merited recognition: Emily Belsterling, 6th place; Christian Chelak, 7th place; Taryn Ficken and Rachael Smith, 9th place, and Raquel Bertolotti, 10th place. The National Spanish Contest winners for the Northeast Region are: Annmarie Mullen, 4th place and the following students merited honorable mention: Alexander Testino, 5th place and Yakira Mirabito, 6th place.

2012-13 DVHS Course Data

Course Title	Enrollment	Sections	Avg. Class Size	#/% Passing
French 1	22	1	22	22/100%
French 2	25	1	25	25/100%
French 3	34	2	17	34/100%
French 4	31	2	16	31/100%
French 5	11	1	11	11/100%
AP French Language and Culture	4	1	4	4/100%
German 1	12	1	12	11/92%
German 2	11	1	11	11/100%
German 3	38	2	19	38/100%
German 4	31	2	16	31/100%
German 5	7	1	7	7/100%
AP German Language and Culture	4	1	4	4/100%
Spanish 1	46	2	23	42/91%
Spanish 2	90	4	23	79/88%

Spanish 3	154	7	22	151/98%
Spanish 4	98	4	24	98/100%
Spanish 5	40	2	20	40/100%
AP Spanish Language	13	1	13	13/100%

2012-13 DVHS Testing Data

Name of Test	# of Exams Given	#/% Passing	% Passing Last Year
AP French Language and Culture	4	4/100%	57%
AP German Language and Culture	4	2/50%	50%
AP Spanish Language	13	4/31%	39%

2012-13 DVMS Course Data

Course Title	Enrollment	Sections	Avg. Class Size	#/% Passing
French 1	34	2	17	33/97%
German 1	20	1	20	19/95%
Spanish 1	127	6	21	113/89%
French 2	40	2	20	40/100%
German 2	15	1	15	15/100%
Spanish 2	53	2	27	51/96%

2012-13 DDMS Course Data

Course Title	Enrollment	Sections	Avg. Class Size	#/% Passing
French 1	37	2	18	31/84%
German 1	35	2	18	32/91%
Spanish 1	138	6	23	110/80%
French 2	13	2	7	13/100%
German 2	36	2	18	34/94%
Spanish 2	68	4	17	66/97%

Links:

[DVHS Course Selection Guide](#) p. 45-48

[DVMS Course Selection Guide](#) p. 7-9

[DDMS Course Selection Guide](#) p. 8-11

SPECIAL EDUCATION

Dr. Maria Farrell, Director

Student Enrollment

Support Program	2012-13	2011-12	2010-11
Learning Support	531	522	519
Emotional Support	41	42	48
Life Skills Support	29	26	27
Autistic Support	24	22	22
Multiple Disabilities Support	13	11	10
Speech / Language Support	92	102	105
Total	730	725	731

Staff

Professional Staff	2012-13	2011-12	2010-11
Learning Support	35	35	35
Emotional Support	4	4	4
Life Skills Support	3	3	3
Autistic Support	4	4	4
Multiple Disabilities Support	2	2	2
Speech / Language Support	5	5	5
Non-Instructional	2	2	2
School Psychologists	3	3	3
Total	58	58	58
Instructional Assistants	2012-13	2011-12	2010-11
Learning Support (full time/part time)	9 FT / 18 PT	10 FT / 17 PT	10 FT / 14 PT
Emotional Support	1 FT / 7 PT	0 FT / 6 PT	1 FT / 6 PT
Life Skills Support	2 FT / 9 PT	2 FT / 9 PT	2 FT / 9 PT
Autistic Support	3 FT / 9 PT	3 FT / 9 PT	3 FT / 10 PT
Multiple Disabilities Support	4 FT / 5 PT	4 FT / 4 PT	4 FT / 5 PT
Total	19 FT / 48 PT = 67	19 FT / 45 PT = 64	20 FT / 44 PT = 64

Psychological and Educational Evaluations

Number of Evaluations	2012-13	2011-12	2010-11
Initial Referrals	105	110	120
Reevaluations	77	93	61
Transfer Student Reviews	50	48	38

Number of Students Receiving Related Services

Related Service	2012-13	2011-12	2010-11
Speech and Language	259	267	249
Occupational Therapy	156	111	120
Physical Therapy	24	13	14
Hearing Support	10	11	11
Vision Support	2	1	2

Highlights:

- Three of our Autistic Support classrooms belong to the Pennsylvania Autism Initiative, a program that is a collaborative effort to expand the provision of effective science-based interventions for children with autism in Pennsylvania. All three of our classrooms achieved “Model Classroom” status, earning scores of 100%, 97%, and 82%.
- The High School changed the focus of two Directed Study classes to include explicit instruction in Social Skills. Specific students, including many with Asperger’s Syndrome, were recommended to take part in the classes.
- Three Parent Workshops were held throughout the year including “Bullying Prevention: Everyone’s Responsibility”, “Parent Assisted Learning: How to Become Your Child’s Reading Coach”, and “Effective Advocacy: Helping You Help Your Child”.
- Of the 54 seniors who graduated this year, 18 will be attending college, 17 are entering the workforce, 16 are attending a Technical School, and three are going in to the military.
- Twenty-three seniors were found eligible for services through the Office of Vocation Rehabilitation.
- Twelve students participated in the School to Work Program, with internships at TJ Maxx, Wal-Mart, Price Chopper, Belle Reeve, Milford Senior Care, Best Western, Milford United Methodist Church, Pike County Humane Society, and Pike County Administration Building. Students in the School to Work Program also participated in three field trips to Pike County Correctional Facility, Tobyhanna Army Depot, and Woodloch Pines Resort.
- The Pike County Workforce Development Agency and the Pike County Transition Council sponsored Career/College night on May 22, 2013. Students and parents had the opportunity to gather information and talk to eleven colleges, nine technical schools, two community colleges, and three military branches.
- A total of 41 students attended college field trips to Sussex Community College, Lackawanna College Lake Region, and Northampton Community College.
- Representatives from Northampton Community College, Sussex Community College, and Empire Beauty School presented to students on the DV campus. A total of 63 students attended these presentations.

- Students participated in two events sponsored by the Carbon Monroe Pike Employment Coalition. The Fall 2012 event was titled Tools for Success. Fifteen students attended the event. Students listened to presentations by job coaches, an individual with disabilities who has been successful on the job, and representatives from Monroe County Career Technical Institute, Monroe County Career Link, and Hiram G. Andrews Vocational School. The Spring 2013 event was titled Your Future is Today. Sixteen students attended the event. Students listened to a presentation on how to complete a successful job interview. The students then participated in mock job interviews.
- Fourteen students from Life Skills and Autistic Support class attended the Human Resource Center Open House in Lords Valley, PA. Students toured the facilities including the integrated employment section and the new day program called Our Place Too.
- Middle and High School Teachers took part in a year-long training series on Indicator 13, one of the state's initiatives to improve transition services for individuals with disabilities.
- Speech Therapists took part in three webinars as a part of their continuing professional development. Topics included "Helping Adolescents Develop the Language Skills Necessary to be Competent Communicators", "Developing Language and Communication Power Using a Core Vocabulary Classroom", and "The Framework for the Teacher Evaluation Instrument Applied to Speech and Language Pathologists".
- Our May 2013 Special Olympics event drew over 350 athletes from the area.
- The Special Olympics Swim-a-thon raised over \$3,000 for Area P Special Olympics.
- One of our Special Olympics skiers earned two gold medals at the Special Olympics World Games in South Korea.
- The High School Peer Buddies Club held ten events this year.



GIFTED EDUCATION

Student Enrollment

School	2012-13	2011-12	2010-11
DDPS	3	3	1
DDES	6	5	2
DVES	5	11	7
SES	11	7	10
DDMS	2	3	7
DVMS	18	10	9
DVHS	45	47	54
Total	90	86	90

Highlights:

- Students in the Elementary Schools receive two hours per week of Gifted Education. The program is thematically based and centered around students' interests and areas of giftedness. In addition, based on the needs of the students', teachers provide specially-designed instruction through extensions to the general education curriculum.
- Middle School students receive two class periods per week. Students conduct at least one individual, research-based projects that are designed to include multiple content areas. The projects are presented periodically throughout the year. Based on students' Gifted IEPs, classroom teachers differentiate instruction to meet students' individual needs.
- High School students with Gifted IEPs have the ability to take Advanced, Dual Enrollment, and Advanced Placement classes. Within the general education curriculum, teachers provide specially-designed instruction through extensions to the curriculum in order to meet the unique needs of the learner.

Comprehensive Plan

Nancy Schoenleber, Administrator

The Delaware Valley School District Comprehensive Plan was approved by the Pennsylvania Department of Education in the spring of 2013 for implementation from July 1, 2013 through June 30, 2016. Per PDE the plan meets the requirements of Chapter 4: Academic Standards and Assessment, Chapter 12: Student Services, Chapter 16: Special Education for Gifted Students, and Chapter 49: Certification of Professional Personnel requirements. The district's Special Education Services and Programs, component of the Comprehensive Plan had been previously approved, thus meeting the requirements of Chapter 14. The goals of the newly approved Comprehensive Plan are provided below.

Goal #1

To establish a district system that ensures that students who are academically at risk are identified early and are supported by a process that provides interventions based upon student needs and includes procedures for monitoring effectiveness

Goal #2

To establish a district system that ensures the use of curricula aligned to Common Core Standards and Keystone Exam anchors and eligible content across all schools for all students

Goal #3

To establish a district system that ensures the use of common, standards-aligned, summative assessments for every course in every core content discipline (English/language arts, math, science, and social studies); these assessments will be used to help ensure the consistent implementation of standards-aligned curricula and effective instructional practice across all these classrooms in every school in the district

Middle States Association of Colleges and Schools

The Middle States Commission on Elementary and Secondary Schools has extended the accreditation of the Delaware Valley School District until May 1, 2015. The extension was granted in order for the district to have an appropriate amount of time to conduct a meaningful self-study, which is scheduled for the 2013-2014 school year. The team visit will take place in the fall of 2014. The district's Middle States re-accreditation will be in alignment with the goals and objectives of the DVSD Comprehensive Plan.

Alternative Education 2012-2013

Mark McElroy, Administrator

Grade	Number of Students
9	9
10	9
11	7
12	4

Number of Students Who:	
Spent Entire School Year in Program	14
Entered Program During School Year	25
Exited Program During School Year	7
Graduated from DV	3

All seniors eligible to graduate from DV did so.

Alternative Education 2011-2012

Grade	Number of Students
9	9
10	5
11	5
12	5

Number of Students Who:	
Spent Entire School Year in Program	3
Entered Program During School Year	24
Exited Program During School Year	14
Graduated from DV	5

All seniors eligible to graduate from DV did so.

One grade 12 student moved in district on 9/5/12 and left district on 12/12/12

Summer School
Mark McElroy, Administrator

Summer School 2013

Grade	Number of Students	Number of Courses Taken
6	3	4
7	3	5
8	2	2
9	22	28
10	9	11
11	10	18
12	6	10

Summer School 2012

Grade	Number of Students	Number of Courses Taken
7	3	5
8	2	3
9	2	3
10	4	5
11	3	6
12	12	3 Graduated

Athletics

Allen Holtzer, Director

Highlights:

- Our homecoming/Warrior Fest was held on Saturday, September 22, 2012. The varsity football team won the game, Lucas Markowitz was awarded the “King of Legs” title, Grace Cadigan was crowned “Homecoming Queen,” and the dance following the game was well attended and a huge success.
- DV Boys Soccer captured the District 2 title for the first time since 2005. They were PIAA State Semifinalist and beat nationally ranked Cumberland Valley to advance to the PIAA final four.
- Our Girls Volleyball team won its 3rd consecutive District 2 Championship.
- Our Varsity football program earned its first district championship by defeating Scranton 27 -16 on November 16, 2012. Five senior football players were named to the All-Regional team. Five were selected to the PA Academic Gold Team. And 10 seniors will be playing college football in the fall of 2013.



- The varsity wrestling team won their 3rd straight District II Championship and remained undefeated in District II competition for the past three seasons. The team defeated Dallas and Coughlin to reach the finals. The team defeated Wyoming Valley West in the finals by a score of 48 – 9. The Delaware Valley Wrestling team also won its second straight Individual District Title, and finished top 8 in the state for the second season in a row. The team had 8 finalists in the district championship with Jalen Palmer, Frank Carrozza, Martin Strenk, Lucas Markowitz, Matt Wagner, and Jack Fagan winning district titles. The team set a school record and District II record with 4 state qualifiers. Jalen Palmer finished 2nd and Martin Strenk, Matt Wagner, and Lucas Markowitz finished 3rd at regionals. DV wrestlers named to the All-Regional team were: Senior Martin Strenk, Junior Jalen Palmer, Senior Lucas Markowitz, Senior Jack Fagan,

Sophomore Matt Wagner, and Sophomore Frankie Carrozza. In addition, Martin Strenk was named the 2013 Wrestler of the Year.



- Our Boys Basketball team was the 2013 Lackawanna League Division 2 Champions.
- The varsity competition cheerleaders won the PIAA District II Championships on Saturday, January 12, 2012, at Wallenpaupack High School. They placed 7th at states, and 17th at the National High School Cheerleading Championships. Four members of the team will be cheering at the college level next year.
- The Swimming and Diving teams had another outstanding season. The boys' swim team won the district title while the girls came in second place. Diver Kristiana Brush won her third straight Lackawanna County championship and the District Championship. Kristiana holds the 6 and 11 dive records at our school. Amanda Hutzelmann won district gold in the 100 backstroke. Stephanie Marcucci also brought home the gold in the 100 breaststroke. Collin Deans won the 500 freestyle. All three swimmers qualified for states. DV had the following All-Regional swimmers and divers: Senior Jake Welker, Sophomore Collin Deans, Senior Amanda Huntzelmann, Sophomore Stephanie Marcucci, and Senior Kristiana Brush.
- The Boys Volleyball team won its first District 2 Championship.



- The Boys Tennis team won the District 2 Tennis Doubles' Championship.

- The Varsity Boys' Lacrosse team won their 3rd straight District Championship and advanced to the elite 8 at states. Coach Jeff Krasulski was named *Coach of the Year*.
- DVHS had 8 team District championships this school year: Football, Boys Soccer, Girls Volleyball, Boys Volleyball, Wrestling, Competition Cheer, Boys Swimming, and Boys Lacrosse.



Fall Sports

Sport	Participants		Record			Accomplishments
	Boys	Girls	Wins	Losses	Ties	
Fall Cheer		50				
Boys Cross Country	13		8	12		
Girls Cross Country		11	4	13		
Football	86		11	2		District 2 Champs
Field Hockey		32	8	11		
Golf	11	1	3	6		
Boys Soccer	46		20	2		LIAA League Champs/District 2 Champs/ State Semi-finalist
Girls Soccer	33	8	8	2		
Girls Tennis		17	11	8		
Girls Volleyball		24	18	2		District 2 Champs
Freshman Football	32		3	6	1	
Totals	221	143	91	58	0	Freshman record not included

DVMS

Sport	Participants		Record		
	Boys	Girls	Wins	Losses	Ties
Fall Cheer		21			
Boys Cross Country	5		4	15	
Girls Cross Country		4	1	18	
Football	45		2	6	
Field Hockey		21	10	0	2

Boys Soccer	22		10	5	3
Girls Soccer		18	0	10	
Girls Tennis		19	5	5	
Girls Volleyball		11	8	8	
Totals	72	94	40	67	5

DDMS

Sport	Participants		Record		
	Boys	Girls	Wins	Losses	Ties
Fall Cheer		12			
Boys Cross Country	4				
Girls Cross Country		4			
Football	59		1	5	2
Field Hockey		17	4	3	2
Boys Soccer	20		0	14	
Girls Soccer		18	4	6	
Girls Tennis		6	0	10	
Girls Volleyball		14	10	8	
Totals	83	71	19	46	4

Winter Sports

Sport	Participants		Record			Accomplishments	Individual District Champs
	Boys	Girls	Wins	Losses	Ties		
Girls Basketball		20	5	18			
Boys Basketball	26		16	9		LIAA Division 2 Champs	
Boys Swimming	26		15	0		WVC North Champs	Collin Dean - District Champ 500 freestyle
Girls Swimming		24	12	3			
Wrestling	43		19	4		LIAA Champs-District 2 Team/ Individual Champs	Jalen Palmer, Frank Carrozza, Lucas Markowitz
Winter Cheer		18					Martin Strenk, Matt Wagner, Jack Fagan
Competition Cheer		47					
Girls Freshman BB		12	2	15			
Boys Freshman BB	12						
Totals	107	121	67	34		Freshman records not included	

DVMS

Sport	Participants		Record		
	Boys	Girls	Wins	Losses	Ties
Girls Basketball		25	10	8	
Boys Basketball	25		8	8	
Wrestling	19		3	17	
Winter Cheer		19			
Totals	44	44	21	33	

DDMS

Sport	Participants		Record		
	Boys	Girls	Wins	Losses	Ties
Girls Basketball		19	9	6	
Boys Basketball	27		4	12	
Wrestling	14		5	15	
Winter Cheer		23			
Totals	41	42	18	33	0

SPRING SPORTS

Sport	Participants		Record			Accomplishments
	Boys	Girls	Wins	Losses	Ties	
Baseball	35		9	8		
Softball		30	10	11		
Boys Tennis	23		16	3		Doubles District Champs-Andrew Niedig/Dan Kurtzman
Girls Track		40	1	5		
Boys Track	64		4	2		
Boys Lacrosse	48		19	3		WVC Champs/District 2 Champs
Girls Lacrosse		40	14	6		
Boys Volleyball	20		10	2		District 2 Champs
Totals	190	110	83	40		

DVMS

Sport	Participants		Record		
	Boys	Girls	Wins	Losses	Ties
Baseball	20		10	3	1
Softball		17	4	11	
Boys Tennis	14		4	5	
Girls Track		37	2	4	
Boys Track	36		2	6	
Totals	70	54	22	29	1

DDMS

Sport	Participants		Record		
	Boys	Girls	Wins	Losses	Ties
Baseball	20		7	3	1
Softball		22	10	5	
Girls Track		18	DVMS		
Boys Track	34		DVMS		
Boys Tennis	10		9	0	
Totals	64	40	26	8	1



TOTALS

High School

Record	W	L	T	Pct.
Fall	91	58		0.611
Winter	67	34		0.663
Spring	83	40		0.675
Total	241	132	0	0.646

High School

Participation Totals		
	Boys	Girls
Fall	221	143
Winter	107	121
Spring	190	110
Total	518	374

DVMS

Participation Totals		
	Boys	Girls
Fall	72	94
Winter	44	44
Spring	70	54
Total	186	192

DDMS

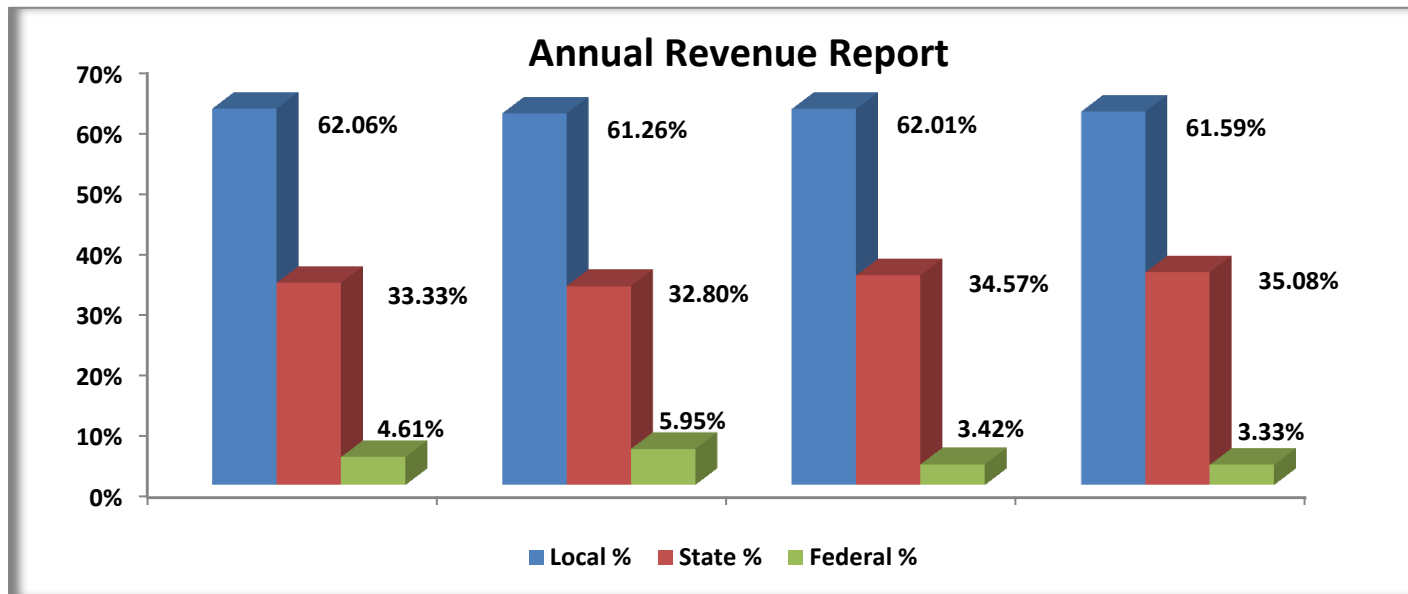
Participation Totals		
	Boys	Girls
Fall	83	71
Winter	41	42
Spring	64	40
Total	188	153

Participation Totals		
	Boys	Girls
High School	518	374
DVMS	186	192
DDMS	188	153
Total	892	719

Business

William Hessling, Administrator Annual Revenue Report

	Actual 2009-2010	Actual 2010-2011	Actual 2011-2012	Estimated * Actual 2012-2013
Revenues				
Local	43,411,719.79	42,747,607.52	42,561,696.12	42,757,703.76
State	23,312,798.69	22,888,265.45	23,729,154.96	24,350,137.61
Federal	3,225,557.87	4,149,579.46	2,349,218.66	2,313,807.16
Total	69,950,076.35	69,785,452.43	68,640,069.74	69,421,648.53

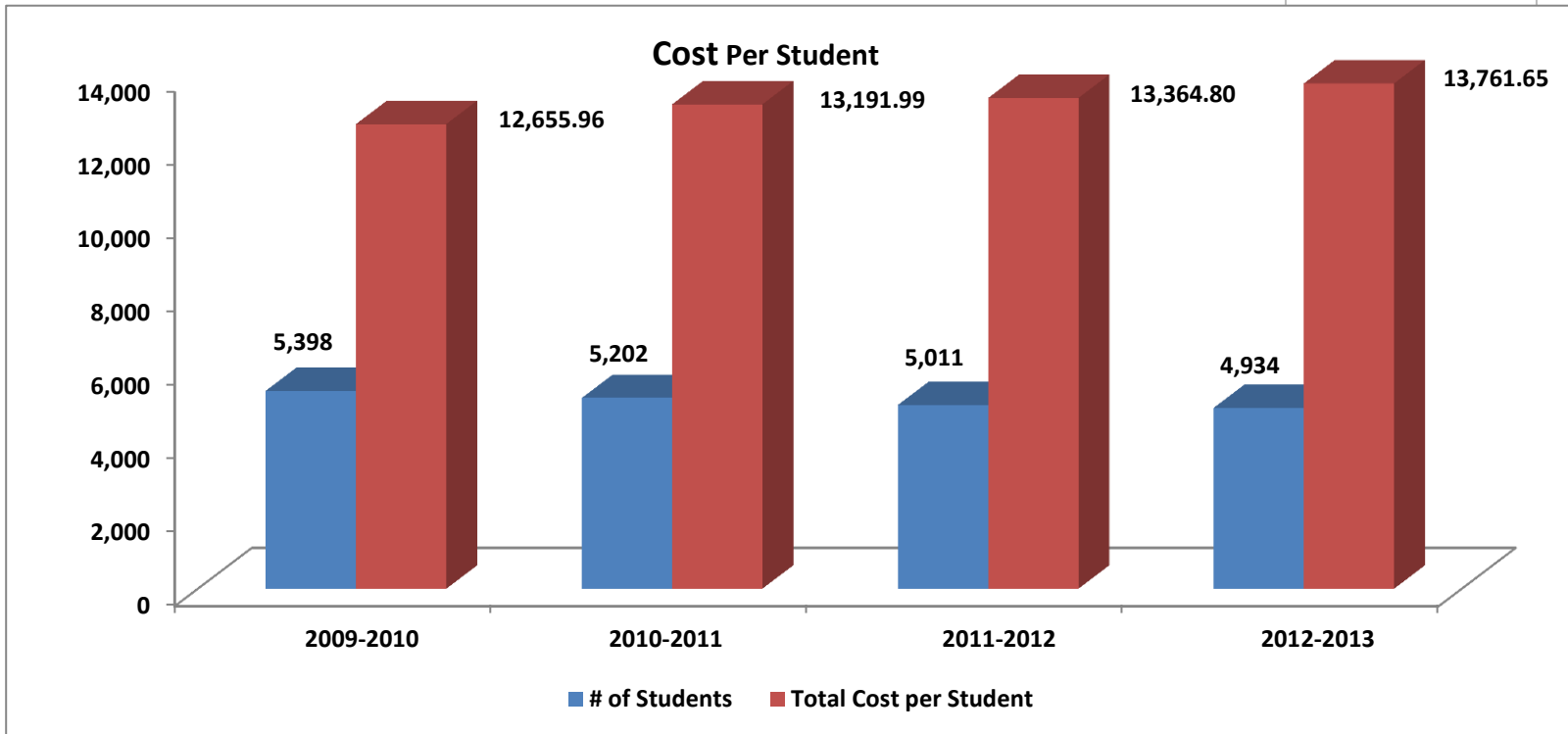


* Prior to Audit

Annual Expenditure Report

	Actual 2009-2010	Actual 2010-2011	Actual 2011-2012	Estimated* Actual 2012-2013
Total Expenditures	68,316,898.54	68,624,727.40	66,971,002.41	67,900,000.00
# of Students	5,398	5,202	5,011	4,934
Total Cost per Student	12,655.96	13,191.99	13,364.80	13,761.65
Increase per Student as a %		4.24%	1.31%	2.97%

* Prior to Audit



Food Service

Luverne Scully, Director

Highlights:

Cafeteria operation now receives an additional \$.06 per paid lunch in Federal funding. This was achieved by adhering to new Federal nutrition mandates by entering all our recipes, ingredient by ingredient and being validated by the PA Dept. of Education, Division of Food & Nutrition

With the reduction in student lunch participation, the Board and Administration have agreed to enhance the cafeteria offerings, still within the nutritional guidelines, in an effort to increase student participation even though the food costs will be higher for 2013-2014.

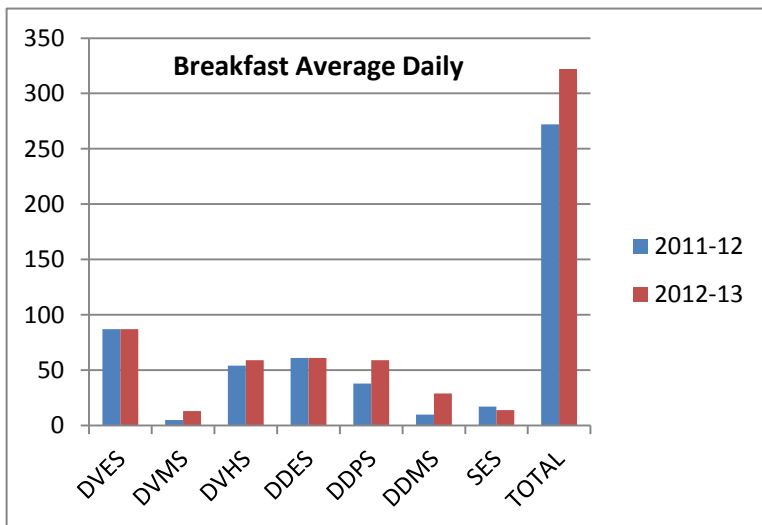
	2011-2012	2012-2013	Difference	
Total # of Breakfasts served	47,051	55,926	8,875	15.87% Increase
Total # of Lunches served	448,505	417,621	(30,884)	6.89% Decrease*

Breakfast Average Daily

	2011-12	2012-13
DVES	87	87
DVMS	5	13
DVHS	54	59
DDES	61	61
DDPS	38	59
DDMS	10	29
SES	17	14
TOTAL	272	322

(*Notes: There was a 1.62% decrease in enrollment)

+50



Health Services

Ellen Orben, Chair

Summary of screenings, physicals by school physician, office visits, staff visits, medication administration per building:

	DVHS	DVMS	DVES	SES	DDMS	DDES	DDPS
Dental exams			44	71	111	72	
Referrals for Follow-up			15	8	31	32	
Completed Referrals			0	0	29	3	
Vision exams	1808	407	580	567	681	643	613
Referrals for Follow-up	191	19	71	69	183	119	60
Completed Referrals	36	15	18	37	151	87	21
Hearing screenings	423	188	383	326	232	183	626
Referrals for Follow-up	3	5	8	8	2	8	13
Completed Referrals	0	0	2	3	2	0	4
Scoliosis screenings		66		93	443		
Referrals for Follow-up		1		0	6		
Completed Referrals		1		0	6		
Growth screenings *	1884	417	578	608	623	586	617
Physicals (sports & annual)	229	56	13	12	168		11
Referrals for Follow-up	13	5	0	2	4		1
Completed Referrals	7	2	0	0	3		0
Student contacts – illness	4332	2007	2497	3902	2716	2179	3940
Student contacts – injury	753	80	1375	823	384	702	1134
Staff contacts	171	57	25	185	42	39	50
Students sent home	509	235	327	571	322	344	367
Medication administration	3020	1007	1101	3736	1590	1259	1174

*Growth screening letters (inc. BMI %) mailed home to every parent

Select Chronic Conditions per District:

Asthma 519

ADD/ADHD 199

Seizure Disorder 52

Life Threatening Food Allergies 68

Diabetes Type I 16

HIGHLIGHTS

- The strengths of this program are the consistent availability of nursing care to all students and an excellent health resource provided to students and parents.
- The school nurses organize and serve on the Crisis Response Team.
- Member of the Student Assistance Program (SAP); data collection for cases and attendance at meetings.

- All certified school nurses and licensed health room nurses are CPR and AED certified.
- All health related data is entered and stored in the Health Office software program for easy and accurate access of information.
- The nurses train certain faculty, staff and all bus drivers in the use of Epi-Pens.
- Educate staff annually of Universal Precautions.
- Involvement in the Wellness Committee to promote healthy lifestyles including: Walk At School Day, Apple Crunch day, Sports Day, etc.
- Pre-school screenings (growth, hearing and vision) in collaboration with the local Head Start Agency to identify students that may need follow up with the appropriate medical professional.
- Organize and run two blood drives per year at the high school.
- Assist the local food bank with identifying families that need assistance and provide food baskets at Thanksgiving and Christmas
- Assist the local Elk's Lodge with identifying families that need clothing assistance. Local families are selected annually to participate in the Elk's Kmart shopping event.
- Organize a district wide coat drive every other year.
- Collaborate with the local Lion's Clubs to provide families financial assistance with vision exams and glasses for student that have failed their vision screenings and cannot afford to cover the costs.
- DVHS Teens Against Tobacco Use club advisor.
- DVMS nurse is on the Workplace Safety Committee which meets once a month.
- Staff wellness activities including "Biggest Loser Contest", annual flu vaccinations, bone density screenings.
- Provide students with the opportunity to receive low cost or free preventative dental care during the school day with the Mobile Dentist Program.
- Collaborate with the Biondo Foundation to choose needy children and their families to attend a dinner at Mt. Haven with Santa.
- Provide nursing service including screenings to the students at New Life Christian Day School.
- Ensure immunization compliance for all students.
- Provide monetary assistance to students for clothing, head lice medication, etc. to families in need through our Children's Health Fund.

Swimming Pool

Joseph Kusner, Supervisor

Highlights

- Improvements – Installed safety glass in spectator area.
- Team Titles – Varsity Boys: District II Champions. Age Group Boys: League Champions. Age Group Combined: North Division Champions.

Grade Four

Students from all three elementary schools received instruction in basic swimming skills and safety information.

- DDES – 195 Students
- DVES – 85 Students
- SES – 96 Students

DVMS Physical Education

Students received ten days of instruction.

- Bridget Crawford – 167 Students
- Aaron Stark – 93 Students

DV-ACE

- Three sessions of courses with a total of 101 courses offered.
- Total of 4,500 participants.

Varsity Swimming & Diving

Teams completed the 25th season as a varsity program at Delaware Valley

- Boys Team – Fourth undefeated season, Fifth District II Championship. 26 team members.
- Girls Team – District II Runner-up. 24 team members.

Age Group Swim Team

- Boys Team – League Champions.
- Combined Teams – North Division Champions.
- 180 Team Members.



DELAWARE VALLEY SCHOOL DISTRICT

ANNUAL REPORT

2012-2013

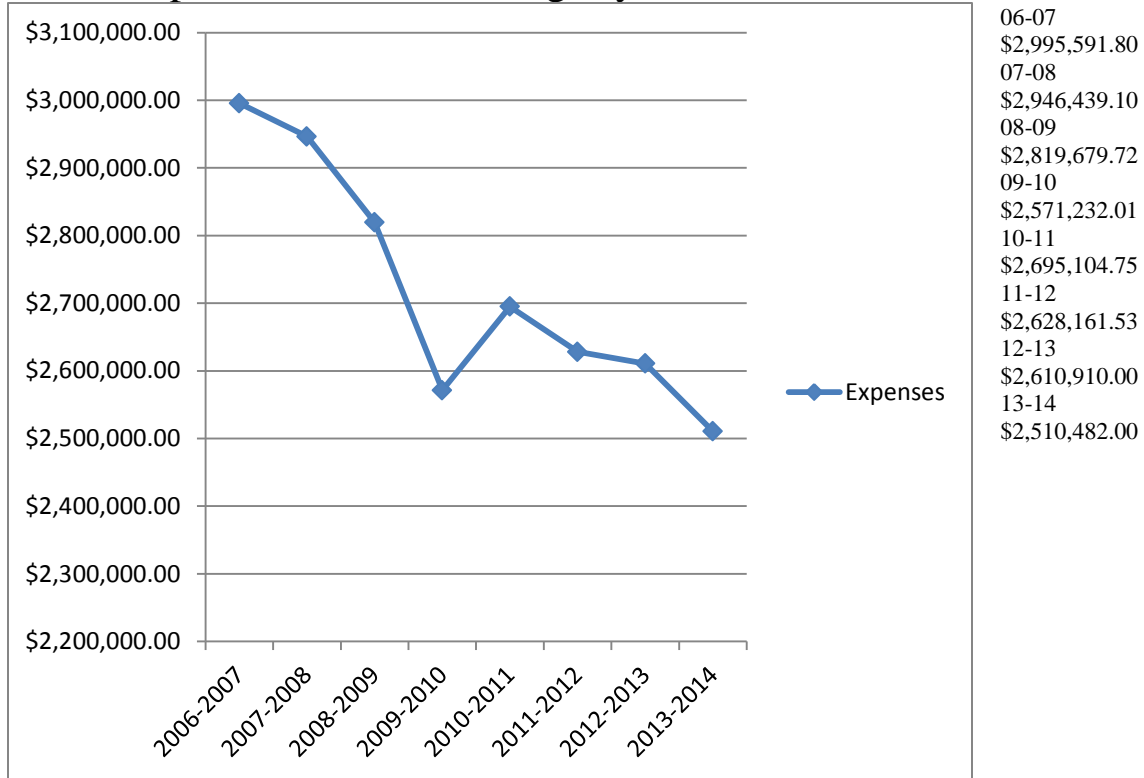
"Doing What We Do Best"



Facilities

Marvin Eversdyke, Director

Cost of Operations continued eight-year downward trend:



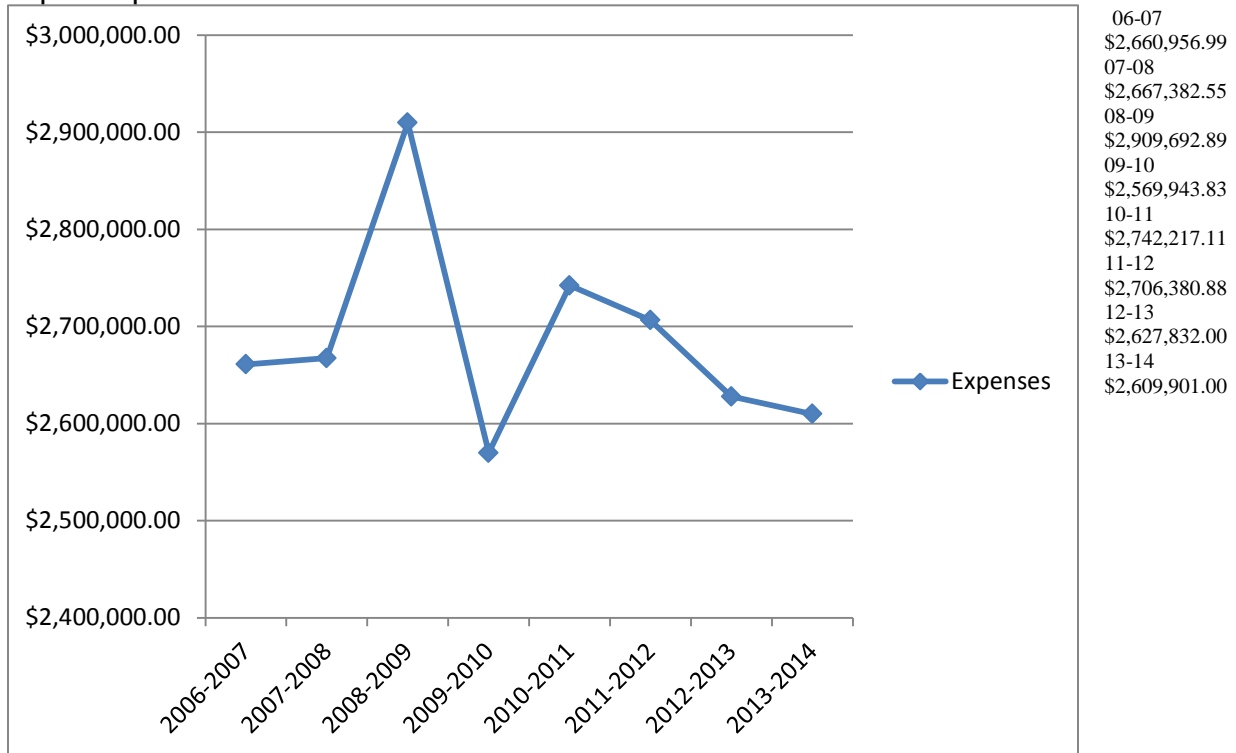
- Mid-Year High School Converted from Heating Oil to Natural Gas, resulting in significant savings of \$75,000 to Budget
- Electricity Bid with Consortium successfully reduced rates; cost reduction of \$125,000 to Budget
- CAPEX Plan Approved and implemented for Summer
- No Personnel count changes; 1 Retiree
- Storage issue for DDMS and DV Campus Drama Props, etc, reduced with purchase of two storage trailers
- Stadium Upgrade Program successfully completed
- New DVES Project stymied by Milford Township Supervisors
- DV Campus Marquee Sign installed
- 4,528 Work Request Orders Assigned
- 1,048 Preventative Maintenance Work Orders Assigned
- Major Incidents

- Super Storm Sandy power outages & road closures resulted in school closing 5 days
- “Stray Voltage” caused by squirrel eating through power cable to transformer at DVES resulting in near-miss loss of electricity
- Upgraded Stadium Sound System
- One Maintenance Utility Van Replaced
- Added used Bucket Boom Truck to facilitate maintenance of street lights, etc. (eliminates outside vendors)



Transportation Marvin Eversdyke, Director

Cost of operations continued to decline from prior years, concluding the 2012-2013 Budget Year at \$2.6M or 1% favorable to Budget. The Cost Trend Analysis Chart below depicts operation costs since 2006:



2008-2009 increase reflects fuel escalation of \$80,000 and incremental CAPEX spending for Vehicles of \$90,000

2012-2013 Contractor – Rohrer Bus Services

- 42 Drivers
- 730,584 Home-to-School Miles Traveled
- 1,303 Activity and Athletic Trips
- 40,410 Activity and Athletic Trip Miles Traveled
- \$2.794 Cost per Mile
- One Chargeable Accident resulting in one minor student injury
- Ridership 70% of Rostered Students (4839)

Contractor Operated Bus Services

DVHS/DVMS	31 Runs	1955 Pupils Rostered
DDMS	10 Runs	638 Pupils Rostered
DDES/DDPS	16 Runs	1065 Pupils Rostered
SES	9 Runs	556 Pupils Rostered
DVES	7 Runs	451 Pupils Rostered

2012-2013 District Operated Bus Services

- 15 Drivers
- 343,457 Home-to-School Miles
- \$1.60 cost per mile
- 9.93 Miles per gallon
- Zero Chargeable Accidents
- \$ 2,609.94 Average Cost per Vehicle

DVHS/MS	6 Runs	106 Pupils Rostered
DDMS	2 Runs	10 Pupils Rostered
DDES/DDPS	2 Runs	44 Pupils Rostered
SES	4 Runs	25 Pupils Rostered
DVES	6 Runs	90 Pupils Rostered
CDD	3 Runs	32 Pupils Rostered
Head Start- Mid-Day Runs	3 Runs	29 Pupils Rostered
Partial Placements	3 Runs	4 Pupils Rostered

Other Services Provided

- Food Distribution
- HOSA Transportation to Hospitals
- Early Childhood Transportation
- Transportation for Job Training
- Sports Teams Shuttles

Miscellaneous

- One Mini Bus replaced
- One Full Size Bus Replaced
- Three New CDD Vans added
- 3 New Partial Placements locations added
- Added Full Time Driver

School Police

Mark Moglia, Chief

- 4 Officers (Chief+3)
- One Officer added in February

<p>Offenses Reported:</p> <p>Drugs: 09 Theft: 06 Disorderly Conduct: 07 Criminal Mischief: 02 Simple Assault: 02 Underage for Alcohol: 04 Weapons: 04 Harassment: 16 Fighting: 04 Tobacco: 15 Truancy: 36 Sex Crimes: 02 Public Drunkenness: 02 Forgery: 01 Threats: 02 Trespassing: 01</p> <p>Total: 113</p>	<p>Offenses Resolved:</p> <p>Drugs: 09 Theft: 03 Disorderly Conduct: 07 Criminal Mischief: 01 Simple Assault: 02 Underage for Alcohol: 04 Weapons: 04 Harassment: 16 Fighting: 04 Tobacco: 15 Truancy: 36 Sex Crimes: 02 Public Drunkenness: 02 Forgery: 01 Threats: 02 Trespassing: 01</p> <p>Total: 109</p>
--	--

Total persons charged for offenses: 74
Parent Conferences: 124
Student Mediations: 111
Classroom Presentations: 426
(Moglia-349, Santiago 72)
Calls for Service: 1,302

SES: 22 DVES: 23 DDPS: 24 DDES: 21 DDMS: 41
DVMS: 35
DVHS 9/10: 354 DVHS 11/12: 495 Admin: 287.



- Safety and Security Upgrade Plan approved by School Board
- 426 D.A.R.E. classes taught (143 MS, 260 HS, 18 ES)
- Administrative Handbook Submitted For Approval
- Added New Police Vehicle; now we have one vehicle for each campus

Technology

Gina Vives, Director

Highlights:

- Implemented SIP trunk connection/VoIP for inbound and outbound phone service
- Installed a new Ruckus wireless high availability solution based on wireless “n” technology
- Implemented gigabit transport across the wide area network (WAN)
- Moved all internet based inbound and outbound traffic to a Sonicwall NSA4500 firewall solution
- Converted DVSDPS2011 Archive and DVSDADM01 Admin Server to virtual servers bringing the total to eight virtual servers in the district that run on one physical server
- Implemented in-house/custom solution remote shutdown PC software
- Changed web filtering technology from Lightspeed TTC Server to Lightspeed Rocket appliance
- Adopted Windows 7, Windows Server 2008, and OSX Lion
- Implemented three new Windows Server 2008 Domain Controllers for DV, DD, and SES
- Installed new Admin/DVHS, DDES, and SES file servers, new storage server for backup expansion, and new Schools Interoperability Framework (SIF) server
- Installed new Exchange 2010 email servers, upgraded the email system from Exchange 2003 to 2010
- Installed and implemented Barracuda Email Archiver
- Upgraded District Office laptops to Windows 7 and Office 2010
- Replaced HS Mac Lab with new iMacs, Office 2011, Pages, Keynote, Numbers, and Apple RDP
- Replaced all classroom desktop computers in DDMS
- Tested a new multipoint system using Dell/Wyse server and thin client for summer installation
- Upgraded PowerSchool servers and Power School Pennsylvania state reports
- iPad rollouts to SES, DDPS, DVES, DDES
- Educational Software
 - Study Island expansion including the utilization of online benchmarks for Keystone Exams
 - Office 2010
 - Various apps for iPads district wide
- Perkins Grant for CTE
 - iPad Cart-30 iPads

- Food Service- Alto-Shaam Cook Hold Oven
- Automotive- Tire Changer and Scan Tool/Diagnostic Kit
- Health Occupations- Two electric hospital beds and Hoyer Lift and Sling
- DDMS and DVES
 - Computer Lab and Library - Implemented Thin Client/Multi-Point



Hardware Distribution by Building Primary/Elementary Buildings

DVES	
Hardware Type	Total
Desktops	182
Thin Client/Multi-Point	52
iPads	34
iPods	3
Laptops	57
Printers	7
Printer/Scanners	1
Color Image Scanner	1
Smart Boards	5
Smart Response Systems	2
Smart Table	1
Access Points	3

SES	
Hardware Type	Total
Desktops	213
iPads	61
iPods	3
Laptops	65
Netbooks	1
Printers	8
Printer/Scanner	1
Color Image Scanner	1
Polycom Unit	1
Smart Boards	7
Access Points	13

DDES	
Hardware Type	Total
Desktops	16
Thin Client/Multi-Point	226
iPads	30
iPods	5
Laptops	59
Netbooks	1
Printers	7
Printer/Scanner	1
Color Image Scanner	1
Smart Boards	11
Smart Table	1
Access Points	11

DDPS	
Hardware Type	Total
Desktops	13
Thin Client/Multi-Point	181
iPads	36
iPods	3
Netbooks	1
Color Image Scanner	1
Printers	7
Printer/Scanner	1
Smart Boards	2
Smart Table	1
Access Points	10

Hardware Distribution by Building Middle/High School & District Office

DDMS	
Hardware Type	Total
Desktops	73
Thin Client/Multi-Point	42

DVMS	
Hardware Type	Total
Desktops	80
Thin Client/Multi-Point	10

Tech Ed Workstations	30
iPads	30
iPods	2
Laptops	1
Netbooks	124
Printers	15
Printer/Scanner	1
Color Image Scanner	1
Scanner	1
Polycom Unit	1
Smart Response Systems	2
Smart Boards	33
Access Points	15

Tech Ed Workstations	30
iPads	53
iPods	41
Laptops	40
Netbooks	60
Printers	12
Printer/Scanner	1
Color Image Scanner	1
Smart Response Systems	2
Smart Boards	20
Access Points	10

DVHS	
Hardware Type	Total
Desktops	444
iPads	110
iPods	9
iMacs	25
Laptops	889
Netbooks	80
Plotters	3
Printers	49
Printer/Scanner	1
3D Printer	1
Color Image Scanners	2
PolyCom Unit	1
Smart Boards	94
Smart Response Systems	2
Access Points	33

District Office	
Hardware Type	Total
Desktops	17
Laptops	24
Netbooks	5
iPods	4
Polycom Unit	1
Printers	3
Access Points	2

Summary of Hardware Distribution

District	
Hardware Type	Total
Desktops	1038
Thin Client/Multi-Point	511
Tech Ed Workstations	60

iPads	331
iPods	70
Laptops	1135
iMacs	25
Netbooks	272
Plotters	3
Printers	108
Printer/Scanners	7
3D Printer	1
Scanner	1
PolyCom Units	4
Smart Response Systems	8
Smart Boards	172
Smart Tables	3
Color Image Scanners	8
Access Points	97

DV-ACE (Adult and Continuing Education)

Mark McElroy, Administrator

DV-ACE Courses	Enrollment 2011-2012	Enrollment 2012-2013
GED Examination	26	5
AARP	94	25
Driver's Training/Behind the Wheel	13	13
Computer Classes	26	26
Lifeguard Certification	18	16
Lifeguard and CPR Recertification	15	15
Dance Classes	61	53
Sewing Classes	29	27
Drama Classes (new for 2012-2013)		18
Crochet and Knit	3	13
Volleyball	34	30
Golf	11	5
Tennis for Kids	24	19
Zumba (new for 2012-2013)		14
Yoga (new for 2012-2013)		13
Childrens Music Class (new for 2012-2013)		30
Children's Swimming Classes	540	519
Adaptive Swim	14	10
Early Morning Swim	139	128
Adult Beginner Swim	3	26
Community Swims	3,428	3,410
Rusty Hinges	76	84
Water Aerobics	63	78
Competitive Swim	23	22
Age Group Swim	162	153
Summer Camp	107	178
Total Students	4909	4930
Highlights:		
Added 4 new courses and increased enrollment by 21		

DV FOUNDATION

Christopher Lordi, President

Propelled by the generous support of our donors and philanthropic leaders, the DV Foundation, faculty and students impact society and lives every year.

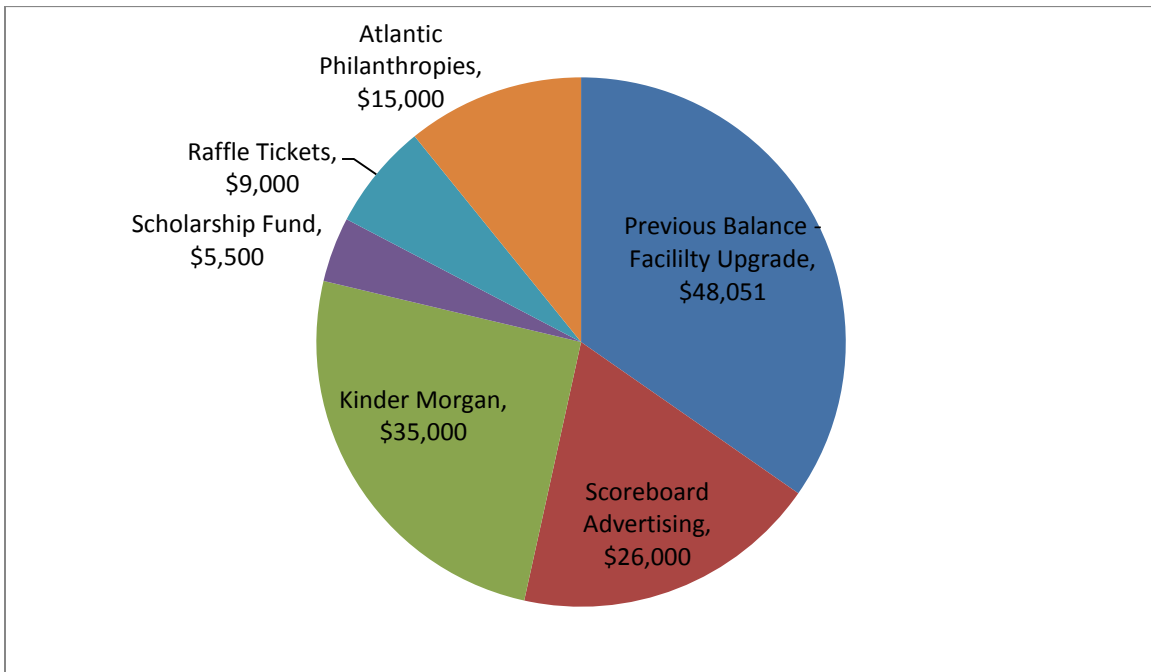
The DV Foundation enjoyed another successful fundraising year in 2012-2013. Thanks to the generosity of our staff, local businesses, alumni and friends, the Foundation is stronger than ever. In the fiscal year 2012, the Foundation raised nearly \$41,000, with over 300 donors. We are extremely grateful for our alumni, friends, faculty and businesses who have actively participated in this remarkable achievement.

This past year, the Foundation was able to provide three \$1,500 scholarships to graduating seniors. This money was raised through the annual golf outing which the Foundation holds yearly in June.

The Foundation was able to raise \$26,000 in advertising revenue on the stadium scoreboard located in the Warrior Stadium and paid the first of five installment payments back to the DV Board of Education.

Finally, the Foundation was successful in helping raise funds for the high school Science, Technology, Engineering, and Mathematics (STEM) team and Scholastic Bowl team. This money was used to travel to competitions and compete at the national level. The money, donations provided by local businesses and the Atlantic Philanthropies, will also be used to support the Model United Nations Club, the history department, and enhance technology within the high school. Lastly, Kinder Morgan also kindly donated \$35,000; \$25,000 will be given to the DVHS Career and Tech Education program while DVMS, DDES, DDMS and SES will each receive \$2,500.

The pie chart shows 2012-2013 revenue for the DV Foundation.



Staffing Information

	<u>2009-10</u>	<u>2010-11</u>	<u>2011-12</u>	<u>2012-13</u>
Professional Staff	406	397	382	379
Support Staff	250	236	236	243
Administration	19	19	19	20
Supervision	5	5	5	5
TOTALS	680	657	642	647